

| Vet Systems


Arthrex®
Vet Systems

Helping Surgeons Treat Their Patients Better®

Since its inception, Arthrex has been committed to one mission: Helping Surgeons Treat Their Patients Better. We are strategically focused on constant product innovation through scientific research, surgeon collaboration, and medical education to make less invasive surgical procedures simple, safer, and more reproducible. Each year, we develop more than 1,000 new innovative products and procedures to advance minimally invasive orthopedics worldwide.

Arthrex has always remained a privately held company, which allows for the rapid evaluation of new technologies and ideas and the freedom to develop products and techniques that truly make a difference. Our experienced team of dedicated professionals represents a shared passion and commitment to delivering uncompromising quality to the health care providers who use our products and the millions of patients whose lives we impact.

The medical significance of our contributions serves as our primary benchmark of success and will continue into the future as the legacy of Arthrex.

05	Ligament Stabilization
25	Fracture Management
57	Sutures
69	Imaging and Resection
155	Arthroscopy Instruments
171	Cartilage Repair
177	Biologics




Ligament Stabilization

06	Weight Charts
06	Product Weight Chart for Cranial Cruciate Ligament (CCL) Reconstruction
06	Product Weight Chart for Coxofemoral Luxation Repair
07	Stifle and Ligament Repair
07	TPLO Locking Plates
08	MPL Locking Plates
09	TPLO/MPL Plate System: Weight Reference Chart
13	TPLO Sets and Cases
14	TPLO Saw System
15	<i>InternalBrace™</i> Ligament Augmentation for TPLO System
16	<i>InternalBrace™</i> Tray
17	TightRope® Implant
18	TightRope® Aiming Device (TRAD)
18	FiberWire® Tensioner
19	Drill Guides
20	SwiveLock® Anchors
21	PushLock® Anchors
22	Titanium Anchors

Weight Charts

Product Weight Chart for Cranial Cruciate Ligament (CCL) Reconstruction

All weight ranges are suggestions based on the ultimate load of the product and/or on our veterinary consultant's recommendation. It is up to the veterinarian to determine the proper product, application, technique, and weight range in which to use the selected product.

					
	3-7 kg	8-12 kg	13-17 kg	18-25 kg	≥26 kg
2.5 mm PushLock® anchor	 with SutureTape (1-4.5 kg)				
2.8 mm FASTak™ anchor	with #2 FiberWire suture (3-12 kg)				
5 mm Corkscrew® anchor			with #5 FiberWire suture (12-25 kg)		
3.5 mm SwiveLock® anchor		with #2 FiberTape® suture (7-23 kg)			
4.75 mm SwiveLock anchor			with #2 FiberTape® suture (7-23 kg)		
5.5 mm SwiveLock anchor				18-36 kg with #2 FiberTape suture (36-55 kg)	
Mini TightRope® suture		7-18 kg			
TightRope CCL suture				16-113 kg	
#2 FiberWire® CCL kit	4-14 kg				
#5 FiberWire CCL kit			14-28 kg		

Product Weight Chart for Coxofemoral Luxation Repair

Weight (kg)	7	11.5	18	32	<40
Mini TightRope CCL	<23 kg				
TightRope CCL				>23 kg	

Stifle and Ligament Repair

TPLO Locking Plates



- › Expertly crafted from high-quality, medical-grade material
- › Features both proximal and distal locking screws
- › Anatomically shaped and contoured for optimal placement
- › Includes an *Internal/Brace™* ligament augmentation hole for optional antirotational stabilization
- › Supported by a multicenter safety and efficacy clinical study

MPL Locking Plates












The OrthoLine™ MPL plate system mimics the anatomically designed TPLO plates, with additional features specifically designed for medial patellar luxation. The size range includes 1.6 mm, 2.0 mm, 2.4 mm, 2.7 mm, 3.0 mm, small 3.5 mm, standard 3.5 mm, and broad 3.5 mm. The design includes a step to offset the fragment from the long bone of the tibia, with the intention of creating medial tibial plateau translation. The smaller sizes, 3.0 mm and below, include a torsional angle. By combining rotation with translation, bone contact is increased, reducing the amount of translation needed to achieve the appropriate transportation for each patient. Slight rotation and translation allow for 2-3 mm of tibial tuberosity transportation.

The plates continue to support *InternalBrace*™ ligament augmentation with the use of the proximal suture hole. Distal suture holes on the cranial aspect of the plate aid in soft-tissue closure. The design includes multiple K-wire holes on the distal aspect. The laser line represents the location of the step and aids in proper positioning. The design features limited contact on the distal aspect and a locking screw distal to the osteotomy, protecting the osteotomy site.

Features and Benefits

- › Step to offset the fragment, including slight torsional rotation on smaller sizes
- › Proximal screw trajectories to avoid the joint
- › Distal suture hole to aid in soft-tissue closure
- › Scalloped underside to distribute stress and minimize contact
- › Proximal suture hole to support rotational stability
- › Multiple K-wire holes for patient-specific surgical customization
- › Distal locking hole to protect the osteotomy site
- › Laser line to represent step location
- › Anatomic plate design with left and right options

TPLO/MPL Plate System: Weight Reference Chart

									
	1-4 kg	3-7 kg	8-12 kg	13-17 kg	15-20 kg	18-25 kg	26-39 kg	40-55 kg	≥56 kg
Internal/Brace™ Anchors	TPLO/MPL Plate Sizes								Internal/Brace Sutures
2.5 mm PushLock® anchor	1.6 mm								#2 FiberWire® suture 1.3 mm SutureTape
2.4 mm/2.5 mm PushLock anchor		2.0 mm							1.3 mm SutureTape
2.5 mm/2.9 mm PushLock anchor			2.4 mm						1.3 mm SutureTape
3.5 mm SwiveLock® anchor				2.7 mm					1.5 mm LabralTape™ suture 2.0 mm FiberTape® suture
3.5 mm/4.75 mm SwiveLock anchor					3.0 mm				1.5 mm LabralTape suture 2.0 mm FiberTape suture
3.5 mm/4.75 mm SwiveLock anchor						3.5 mm, small			1.5 mm LabralTape suture 2.0 mm FiberTape suture
4.75 mm SwiveLock anchor							3.5 mm, standard		2.0 mm FiberTape suture
4.75 mm/5.5 mm SwiveLock anchor								3.5 mm, broad	2.0 mm FiberTape suture
5.5 mm SwiveLock anchor									4.5 mm 2.0 mm FiberTape suture

TPLO Locking Plates

1.6 mm TPLO Locking Plates		
TPLO locking plate, left, standard, 1.6 mm		VAR-4116S-L
TPLO locking plate, right, standard, 1.6 mm		VAR-4116S-R
2.0 mm TPLO Locking Plates		
TPLO locking plate, left, standard, 2.0 mm		VAR-4120S-L
TPLO locking plate, right, standard, 2.0 mm		VAR-4120S-R
2.4 mm TPLO Locking Plates		
TPLO locking plate, left, standard, 2.4 mm		VAR-4124S-L
TPLO locking plate, right, standard, 2.4 mm		VAR-4124S-R
2.7 mm TPLO Locking Plates		
TPLO locking plate, left, standard, 2.7 mm		VAR-4027S-L
TPLO locking plate, right, standard, 2.7 mm		VAR-4027S-R
3.0 mm TPLO Locking Plates		
TPLO locking plate, left, standard, 3.0 mm		VAR-4130S-L
TPLO locking plate, right, standard, 3.0 mm		VAR-4130S-R
3.5 mm TPLO Locking Plates		
TPLO locking plate, left, small, 3.5 mm		VAR-4035SM-L
TPLO locking plate, right, small, 3.5 mm		VAR-4035SM-R
TPLO locking plate, left, standard, 3.5 mm		VAR-4035S-L
TPLO locking plate, right, standard, 3.5 mm		VAR-4035S-R
TPLO locking plate, left, broad, 3.5 mm		VAR-4035B-L
TPLO locking plate, right, broad, 3.5 mm		VAR-4035B-R
4.5 mm TPLO Locking Plates		
TPLO locking plate, left, standard, 4.5 mm		VAR-4045S-L
TPLO locking plate, right, standard, 4.5 mm		VAR-4045S-R

MPL Locking Plates

1.6 mm MPL Locking Plates		
MPL locking plate, left, titanium, 1.6 mm		VAR-3116MPL-L
MPL locking plate, right, titanium, 1.6 mm		VAR-3116MPL-R
2.0 mm MPL Locking Plates		
MPL locking plate, left, titanium, 2.0 mm		VAR-3120MPL-L
MPL locking plate, right, titanium, 2.0 mm		VAR-3120MPL-R
2.4 mm MPL Locking Plates		
MPL locking plate, left, titanium, 2.4 mm		VAR-3124MPL-L
MPL locking plate, right, titanium, 2.4 mm		VAR-3124MPL-R
2.7 mm MPL Locking Plates		
MPL locking plate, left, stainless steel, 2.7 mm		VAR-3027MPL-L
MPL locking plate, right, stainless steel, 2.7 mm		VAR-3027MPL-R
3.0 mm MPL Locking Plates		
MPL locking plate, left, titanium, 3.0 mm		VAR-3130MPL-L
MPL locking plate, right, titanium, 3.0 mm		VAR-3130MPL-R
3.5 mm MPL Locking Plates		
MPL locking plate, left, small, stainless steel, 3.5 mm		VAR-3035SMMPL-L
MPL locking plate, right, small, stainless steel, 3.5 mm		VAR-3035SMMPL-R
MPL locking plate, left, standard, stainless steel, 3.5 mm		VAR-3035SMPL-L
MPL locking plate, right, standard, stainless steel, 3.5 mm		VAR-3035SMPL-R
MPL locking plate, left, broad, stainless steel, 3.5 mm		VAR-3035BMPL-L
MPL locking plate, right, broad, stainless steel, 3.5 mm		VAR-3035BMPL-R

Screws

1.6 mm Titanium Low-Profile Screws (Cortical/Variable Angle)		
Screws, low profile, cortical, 1.6 mm × 6-20 mm		VAR-8916-05
Sizes (mm): 5*, 6, 7, 8, 9, 10, 11, 12, 13, 14, 16, 18, 20, 22*, 24*		to -24
Screws, low profile, variable angle, 1.6 mm × 6-20 mm		VAR-8916V-05
Sizes (mm): 5*, 6, 7, 8, 9, 10, 11, 12, 13, 14, 16, 18, 20, 22*, 24*		to -24
2.0 mm Titanium Low-Profile Screws (Cortical/locking/Variable Angle)		
Screws, low profile, cortical, 2.0 mm × 6-30 mm		VAR-8920-06
Sizes (mm): 6, 7, 8, 9, 10, 11, 12, 13, 14, 16, 18, 20, 22, 24, 26, 28, 30, 32*, 34*, 36*, 38*, 40*		to -40
Screws, low profile, locking, 2.0 mm × 6-30 mm		VAR-8920L-06
Sizes (mm): 6, 7, 8, 9, 10, 11, 12, 13, 14, 16, 18, 20, 22, 24, 26, 28, 30, 32*, 34*, 36*, 38*, 40*		to -40
Screws, low profile, variable angle, 2.0 mm × 6-30 mm		VAR-8920V-06
Sizes (mm): 6, 7, 8, 9, 10, 11, 12, 13, 14, 16, 18, 20, 22, 24, 26, 28, 30, 32*, 34*, 36*, 38*, 40*		to -40
2.4 mm Titanium Low-Profile Screws (Cortical/Locking/Variable Angle)		
Screws, low profile, cortical, 2.4 mm × 8-30 mm		VAR-8924-06
Sizes (mm): 6*, 7*, 8, 9, 10, 11, 12, 13, 14, 16, 18, 20, 22, 24, 26, 28, 30, 32*, 34*, 36*, 38*, 40*		to -40
Screws, low profile, locking, 2.4 mm × 8-30 mm		VAR-8924L-06
Sizes (mm): 6*, 7*, 8, 9, 10, 11, 12, 13, 14, 16, 18, 20, 22, 24, 26, 28, 30, 32*, 34*, 36*, 38*, 40*		to -40
Screws, low profile, variable angle, 2.4 mm × 8-30 mm		VAR-8924V-06
Sizes (mm): 6*, 7*, 8, 9, 10, 11, 12, 13, 14, 16, 18, 20, 22, 24, 26, 28, 30, 32*, 34*, 36*, 38*, 40*		to -40
2.7 mm Stainless Steel Low-Profile Screws (Cortical/Locking)		
Screws, low profile, cortical, 2.7 mm × 10-34 mm		VAR-8827-10
Sizes (mm): 10, 12, 14, 16, 18, 20, 22, 24, 26, 28, 30, 32, 34		to -34
Screws, low profile, locking, 2.7 mm × 10-34 mm		VAR-8827L-10
Sizes (mm): 10, 12, 14, 16, 18, 20, 22, 24, 26, 28, 30, 32, 34		to -34
3.0 mm Titanium Low-Profile Screws (Cortical/Locking/Variable Angle)		
Screws, low profile, cortical, 3.0 mm × 8-40 mm		VAR-8930-08
Sizes (mm): 8, 10, 12, 14, 16, 18, 20, 22, 24, 26, 28, 30, 32, 34, 36, 38, 40, 42*, 44*, 46*, 48*, 50*, 55*		to -55
Screws, low profile, locking, 3.0 mm × 8-40 mm		VAR-8930L-08
Sizes (mm): 8, 10, 12, 14, 16, 18, 20, 22, 24, 26, 28, 30, 32, 34, 36, 38, 40, 42*, 44*, 46*, 48*, 50*, 55*		to -55
Screws, low profile, variable angle, 3.0 mm × 8-40 mm		VAR-8930V-08
Sizes (mm): 8, 10, 12, 14, 16, 18, 20, 22, 24, 26, 28, 30, 32, 34, 36, 38, 40, 42*, 44*, 46*, 48*, 50*, 55*		to -55
3.5 mm Stainless Steel Low-Profile Screws (Cortical/Locking)		
Screws, low profile, cortical, 3.5 mm × 16-60 mm		VAR-8835-16
Sizes (mm): 16, 18, 20, 22, 24, 26, 28, 30, 32, 34, 36, 38, 40, 42, 44, 46, 48, 50, 52, 54, 56, 58, 60		to -60
Screws, low profile, locking, 3.5 mm × 16-60 mm		VAR-8835L-16
Sizes (mm): 16, 18, 20, 22, 24, 26, 28, 30, 32, 34, 36, 38, 40, 42, 44, 46, 48, 50, 52, 54, 56, 58, 60		to -60
4.0 mm Stainless Steel Low-Profile Screws (Locking)		
Screws, low profile, locking, 4.0 mm × 18-60 mm		VAR-8840L-18
Sizes (mm): 18, 20, 22, 24, 26, 28, 30, 32, 34, 36, 38, 40, 42, 44, 46, 48, 50, 52, 54, 56, 58, 60		to -60

*These sizes are NOT in screw caddy.

Instruments

Common Instruments for 1.6 mm/2.0 mm/2.4 mm TPLO Plates	
TPLO tissue protector, mini	VAR-4000TPM
TPLO caliper	VAR-4000-CAL
Depth measuring device, 1.6 mm/2.0 mm/2.4 mm	VAR-2024DD
Screw-holding forceps	VAR-8941F
Mallet, mini, 17.8 cm	VAR-8826M
Hohmann retractor, low profile	VAR-13210
Wire cutter, 1.57 mm	VAR-8956-10
Drill guide, 1.1 mm	VAR-4016TDG
Drill/depth guide, locking, 1.6 mm	VAR-4016DG
Driver, T6, 1.6 mm/2.0 mm	VAR-4020-01
Screwdriver, T6	VAR-4020-02
Locking-plate holder, 2.0 mm	VAR-4020-03
Instruments for 2.0 mm TPLO Plates	
Tap/drill guide, nonlocking, 2.0 mm	VAR-4020TDG
Drill guide, locking, 2.0 mm	VAR-4020DG
Bone tap, 2.0 mm	VAR-4020T
Driver, T6, AO	VAR-4020-01
Screwdriver, T6	VAR-4020-02
Locking-plate holder, 2.0 mm	VAR-4020-03
Instruments for 2.4 mm TPLO Plates	
Tap/drill guide, nonlocking, 2.4 mm	VAR-4024TDG
Drill guide, locking, 2.4 mm	VAR-4024DG
Bone tap, 2.4 mm	VAR-4024T
Driver, T8, AO	VAR-4024-01
Screwdriver, T8	VAR-4024-02
Locking-plate holder, 2.4 mm	VAR-4024-03
Instruments for 2.7 mm TPLO Plates	
TPLO tissue protector, small	VAR-4000TPSM
TPLO caliper	VAR-4000-CAL
Drill guide, nonlocking, 3.0 mm/2 mm	VAR-8943-31
Drill guide, locking	VAR-8950-07
Depth device, low profile, 2.7 mm/3.5 mm	VAR-8943-15
Driver, T10, AO	VAR-8944DH
Screwdriver, T10	VAR-8943-08
Screw-holding forceps	VAR-8941F
Locking-plate holder, 2.7 mm	VAR-8950-09
Mallet, mini, 17.8 cm	VAR-8826M
Hohmann retractor, low profile	VAR-13210
Wire cutter, 1.57 mm	VAR-8956-10
Instruments for 3.0 mm TPLO Plates	
TPLO tissue protector, small	VAR-4000TPSM
TPLO caliper	VAR-4000-CAL
Depth device, low profile, 2.7 mm/3.5 mm	VAR-8943-15
Screwdriver, T10, 2.7 mm/3.0 mm	VAR-8944DH
Screwdriver, T10 hexalobe	VAR-8943-08
Locking-plate holder, 2.7 mm/3.0 mm	VAR-8950-09
Drill/depth guide, locking, 3.0 mm	VAR-4030DG
Drill guide, variable, 3.0 mm	VAR-4030VDG
Tap/drill guide, 3.0 mm/2.3 mm	VAR-4030TDG
Bone tap, 3.0 mm	VAR-4030T
Mallet, mini, 17.8 cm	VAR-8826M
Hohmann retractor, low profile	VAR-13210

Instruments for 3.5 mm TPLO Plates	
TPLO tissue protector, small	VAR-4000TPSM
TPLO tissue protector, standard	VAR-4000TPS
TPLO caliper	VAR-4000-CAL
Drill guide, nonlocking, 2.5 mm/3.5 mm	VAR-8943-14
Drill guide, locking, 3.5 mm	VAR-4035DG
Drill guide, locking, 3.5 mm, for cortical screws	VAR-8943-43
Depth device, low profile, 2.7 mm/3.5 mm	VAR-8943-15
Driver, T15, AO	VAR-8941DH
Screwdriver, T15	VAR-8943-10
Screw-holding forceps	VAR-8941F
Locking-plate holder, 3.5 mm	VAR-8954-07
Mallet, mini, 17.8 cm	VAR-8826M
Hohmann retractor, low profile	VAR-13210
Wire cutter, 1.57 mm	VAR-8956-10
Instruments for 4.0 mm Screws With 3.5 mm TPLO Plates	
Drill/depth guide, locking, 4.0 mm	VAR-4040DG
Instruments for 4.5 mm TPLO Plates	
TPLO tissue protector, standard	VAR-4000TPS
TPLO caliper	VAR-4000-CAL
Drill guide, nonlocking, 3.0 mm/4.5 mm	VAR-8970-02
Drill guide, locking, 4.5 mm	VAR-4045DG
Drill guide, locking, 4.5 mm, for cortical screws	VAR-8970-01
Depth device, 4.5 mm	VAR-8970-07
Driver, T20, AO	VAR-8970-03
Screwdriver, T20	VAR-8970-04
Screw-holding forceps	VAR-8941F
Locking-plate holder, 4.5 mm	VAR-4045-01
Mallet, mini, 17.8 cm	VAR-8826M
Hohmann retractor, low profile	VAR-13210
Wire cutter, 1.57 mm	VAR-8956-10

All instruments are used for both TPLO and MPL plates.

Disposables and Limited Reusables

Disposables and Limited Reusables for 1.6 mm/2.0 mm/2.4 mm TPLO Plates

Guidewire, trocar tip, 1.14 mm × 150 mm (2.0 mm/2.4 mm/3.0 mm), qty. 6	VAR-8933K
Guidewire, trocar tip, 1.57 mm × 150.0 mm (3.5 mm/4.5 mm), qty. 6	VAR-8941K
Drill bit, solid, AO, 1.1 mm (1.6 mm)	VAR-4016D
Drill bit, solid, short, AO, 1.1 mm (1.6 mm)	VAR-4016SD
Drill bit, solid, AO, 1.5 mm	VAR-4020D
Drill bit, solid, short, AO, 1.5 mm (2.0 mm)	VAR-4024D
Drill bit, solid, AO, 1.8 mm	VAR-4020SD
Drill bit, solid, short, AO, 1.8 mm (2.4 mm)	VAR-4024SD
Osteotome, 2.0 mm	VAR-13203-02
Osteotome, 4.0 mm	VAR-13203-04

Disposables and Limited Reusables for 2.7 mm TPLO Plates

Guidewire, trocar tip, 1.14 mm × 150 mm (2.0 mm/2.4 mm/3.0 mm), qty. 6	VAR-8933K
Guidewire, trocar tip, 1.57 mm × 150 mm (3.5 mm/4.5 mm), qty. 6	VAR-8941K
Guidewire, trocar tip, 2.3 mm × 200 mm, qty. 6	VAR-8967K
Drill bit, 2.0 mm	VAR-8944-22
Osteotome, 5.0 mm	VAR-13203-05

Disposables and Limited Reusables for 3.0 mm TPLO Plates

Guidewire, trocar tip, 2.3 mm × 200 mm, qty. 6	VAR-8967K
Drill bit, solid, AO, 2.3 mm	VAR-4030D
Drill bit, solid, short, AO, 2.3 mm, qty. 6	VAR-4030SD
Guidewire, trocar tip, 1.3 mm × 150 mm (3.5 mm), qty. 6	VAR-8937K
Guidewire, trocar tip, 1.14 mm × 150.0 mm (2.0 mm/2.4 mm/3.0 mm), qty. 6	VAR-8933K
Osteotome, small, 5.0 mm	VAR-13203-05

Disposables and Limited Reusables for 3.5 mm TPLO Plates

Guidewire, trocar tip, 1.14 mm × 150 mm (2.0 mm/2.4 mm/3.0 mm), qty. 6	VAR-8933K
Guidewire, trocar tip, 1.57 mm × 150 mm (3.5 mm/4.5 mm), qty. 6	VAR-8941K
Guidewire, trocar tip, 2.3 mm × 200 mm, qty. 6	VAR-8967K
Guide pin, 3.0 mm	VAR-13303-3.0
Drill bit, long, 2.8 mm	VAR-4035D
Drill bit, short, 2.5 mm	VAR-8943-30
Drill bit, long, 2.5 mm	VAR-8943-42
Osteotome, 5.0 mm	VAR-13203-05

Disposables and Limited Reusables for 4.0 mm Screws With 3.5 mm TPLO Plates

Drill bit, solid, AO, 3.5 mm	VAR-4040D
------------------------------	-----------

Disposables and Limited Reusables for 4.5 mm TPLO Plates

Guidewire, trocar tip, 1.57 mm × 150 mm (3.5 mm/4.5 mm), qty. 6	VAR-8941K
Guidewire, trocar tip, 2.3 mm × 200 mm, qty. 6	VAR-8967K
Guide pin, 3.0 mm	VAR-13303-3.0
Drill bit, calibrated, AO 3.0 mm	VAR-8970-30
Drill bit, calibrated, AO, 3.8 mm	VAR-4045D
Osteotome, 5.0 mm	VAR-13203-05

All disposables and limited reusables are used for TPLO and MPL plates.

TPLO Sets and Cases



Developed with surgeons and staff in mind, the Arthrex TPLO set includes the standard required instruments along with several new instruments specifically designed to help create a more reproducible TPLO procedure.

The case can hold TPLO plates, a drop-in screw caddy with a measuring guide, and instruments, making this tray ideal for housing equipment and implants together. Customize your ideal TPLO pack using the bottom pin mat, which provides space for other instruments. The case size is factored in for the most common autoclave.

Sets and Cases for 2.0 mm/2.4 mm TPLO Plates

TPLO instrument set, 2.0 mm/2.4 mm	VAR-402024S
TPLO case, with 2.0 mm/2.4 mm screw caddies (a)	VAR-402024C
TPLO screw caddy, 2.0 mm	VAR-4020SC-01
TPLO screw caddy, 2.4 mm	VAR-4024SC-01

Sets and Cases for 2.7 mm TPLO Plates

TPLO instrument set, 2.7 mm	VAR-4027S
TPLO case, with 2.7 mm screw caddy (b)	VAR-4027C
TPLO screw caddy, 2.7 mm	VAR-4027SC-01

Sets and Cases for 3.0 mm TPLO Plates

TPLO instrument set, 3.0 mm	VAR-4030S
TPLO case, with 3.0 mm screw caddy (c)	VAR-4030C
TPLO screw caddy, 3.0 mm	VAR-3030SC-01

Sets and Cases for 3.5 mm TPLO Plates

TPLO instrument set, 3.5 mm	VAR-4035S
TPLO case, with 3.5 mm screw caddy (d)	VAR-4035C
TPLO screw caddy, 3.5 mm	VAR-4035SC-01

Sets and Cases for 4.5 mm TPLO Plates

TPLO instrument set, 4.5 mm	VAR-4045S
TPLO case, with 4.5 mm screw caddy (e)	VAR-4045C
TPLO screw caddy, 4.5 mm	VAR-4045SC-01

TPLO Saw System



The Arthrex TPLO Saw System is an Ni-MH battery-powered, dedicated TPLO osteotomy tool. The system is available either as a complete kit—including all necessary components (TPLO saw blades sold separately)—or as individual items.

System

- › Ergonomic, lightweight aluminum housing design
- › Linear form factor
- › One-handed operation
- › Industry-standard triangular blade hub
- › M11 autoclave-compatible sterilization tray; 316 mm L × 196 mm W × 73 mm H

Battery

- › 12 V Ni-MH battery kit includes 2 batteries and 2 aseptic transfer sleeves
- › Discharge time: >15 minutes

Charger

- › Simple AC-type charger with DC port and charge status indicator lighting
- › 2-hour charging time

Sets and Cases

TPLO saw aluminum case	VAR-TPLOSAW-CASE
TPLO blade, nonfenestrated set Sizes (mm): 8, 10, 12, 15, 18	VAR-TPLO-NF-R8-18
TPLO blade, nonfenestrated set Sizes (mm): 21, 24, 27, 30, 33	VAR-TPLO-NF-R21-33
TPLO blade, fenestrated set Sizes (mm): 10, 12, 15, 18	VAR-TPLO-F-R10-18
TPLO blade, fenestrated set Sizes (mm): 21, 24, 27, 30, 33	VAR-TPLO-F-R21-33
TPLO saw sterilization case	VAR-TPLO-STERCASE
TPLO Kit (HP/CHG/BATT/XFER/HEX/CASE)	VAR-TPLO-KIT

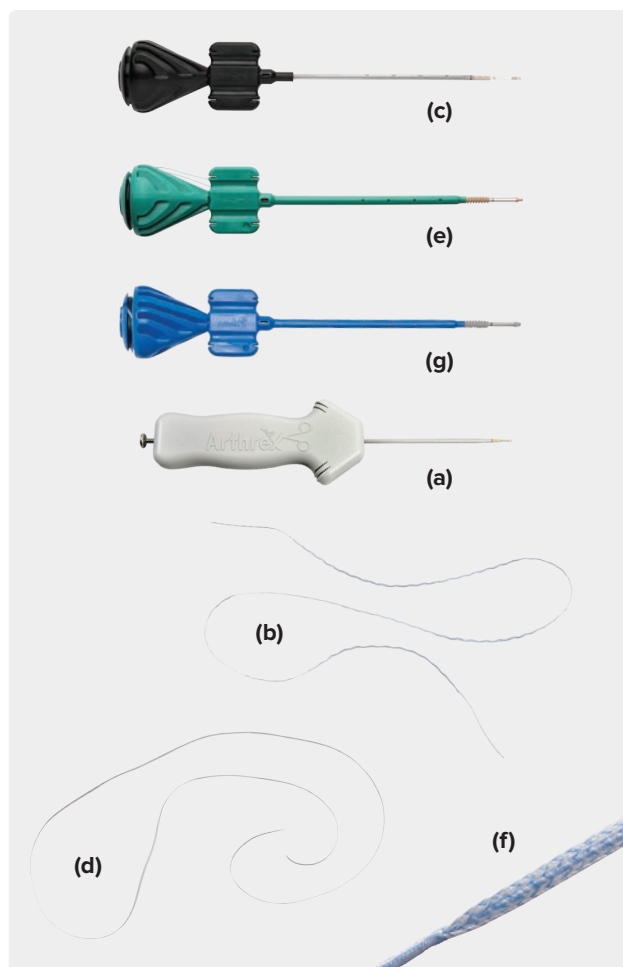
TPLO Saw Handpiece and Accessories

TPLO saw handpiece	VAR-TPLOSAW-HP
TPLO saw Ni-MH battery charger	VAR-TPLOSAW-CHGR
TPLO saw Ni-MH battery, 1 pc	VAR-TPLOSAW-BATT
TPLO saw Battery Aseptic Transfer Kit	VAR-TPLOSAW-XKIT
TPLO saw hex key	VAR-TPLOSAW-HEX

TPLO Saw Blades

TPLO Saw Blades, Nonfenestrated	
TPLO saw blade, 8-33 mm Sizes (mm): 8, 10, 12, 15, 18, 21, 24, 27, 30, 33	VAR-TPLOBLD-NF-R8 to -R33
TPLO Saw Blades, Fenestrated	
TPLO saw blade, 10-33 mm Sizes (mm): 10, 12, 15, 18, 21, 24, 27, 30, 33	VAR-TPLOBLD-F-R10 to -R33

InternalBrace™ Ligament Augmentation for TPLO System



Implants

Implants for 1.6 mm InternalBrace System

PushLock® anchor, 2.5 mm, qty. 5 (a)	VAR-8825P
SutureTape, 1.3 mm, qty. 5 (b)	VAR-7580
#2 FiberWire® suture, qty. 12	AR-7233

Implants for 2.0 mm/2.4 mm InternalBrace System

PushLock anchor, 2.5 mm, qty. 5	VAR-8825P
SutureTape, 1.3 mm, qty. 5	VAR-7580
#2 FiberWire suture, qty. 12	AR-7233

Implants for 2.7 mm InternalBrace System

SwiveLock® anchor, 3.5 mm, qty. 5 (c)	VAR-2325PSLC
FiberTape® suture, 2 mm, qty. 6	AR-7237
LabralTape™ suture, 1.5 mm, qty. 12 (d)	AR-7276

Implants for 3.0 mm InternalBrace System

SwiveLock anchor, 3.5 mm, qty. 5	VAR-2325PSLC
SwiveLock anchor, 4.75 mm, qty. 5 (e)	VAR-2324PSLC
LabralTape™ suture, 1.5 mm, qty. 12	AR-7276
FiberTape suture, 2 mm, qty. 6	AR-7237

Implants for 3.5 mm InternalBrace System

SwiveLock anchor, 4.75 mm, qty. 5	VAR-2324PSLC
FiberTape suture, 2.0 mm, qty. 6 (f)	AR-7237

Implants for 4.5 mm InternalBrace System

SwiveLock anchor, 5.5 mm, qty. 5 (g)	VAR-2323PSLC
FiberTape suture, 2.0 mm, qty. 6	AR-7237

Instruments

Instruments for 2.0 mm/2.4 mm InternalBrace System

PushLock punch, 2.5 mm	VAR-1322P
PushLock drill guide, 2.5 mm	VAR-8825DG
Femoral aiming guide	VAR-2810

Instruments for 2.7 mm InternalBrace System

Drill guide, with teeth, 3.5 mm	VAR-1678-01
SwiveLock bone tap, 3.5 mm	VAR-1678-03
SwiveLock drill bit, 3.5 mm	VAR-1678-05
Femoral aiming guide	VAR-2810

Instruments for 3.5 mm InternalBrace System

Drill bit, spade tip, for 4.75 mm/5.5 mm SwiveLock anchor	VAR-1927D
SwiveLock tap, 4.75 mm	VAR-2324PTB
Femoral aiming guide	VAR-2810

Instruments for 4.5 mm InternalBrace System

Drill bit, spade tip, for 4.75 mm/5.5 mm SwiveLock anchor	VAR-1927D
SwiveLock tap, 5.5 mm	VAR-1927CTB
Femoral aiming guide	VAR-2810

Disposables and Limited Reusables

Disposables and Limited Reusables for 1.6 mm/2.0 mm/2.4 mm InternalBrace System

Guidewire, 1.24 mm × 241 mm, for TightRope® syndesmosis repair kit, qty. 6	VAR-8920P
Drill bit, 1.8 mm	VAR-8825D-01
Drill bit, 2.0 mm	VAR-8825D-02
Drill bit, cannulated, 2.0 mm	VAR-8933-20C
Suture passing wire, 20 cm long, qty. 1	VAR-1255-08

Disposables and Limited Reusables for 2.7 mm InternalBrace System

Guidewire, trocar tip, 1.14 mm × 150 mm, qty. 6	VAR-8933K
Guidewire, 1.24 mm × 241 mm, for TightRope® syndesmosis repair kit, qty. 6	VAR-8920P
Suture passing wire, 20 cm long, qty. 1	VAR-1255-08
Drill bit, cannulated, 2.0 mm	VAR-8933-20C
Drill bit, cannulated, 2.5 mm	VAR-8737-09


Disposables and Limited Reusables for 3.5 mm InternalBrace System

Guidewire, trocar tip, 1.14 mm × 150 mm, qty. 6	VAR-8920P
Suture passing wire, 20 cm long, qty. 1	VAR-1255-08
Drill bit, cannulated, 2.5 mm	VAR-8737-09
Drill bit, mini TightRope, cannulated	VAR-8911-DC

Disposables and Limited Reusables for 4.5 mm InternalBrace System

Guidewire, trocar tip, 1.14 mm × 150 mm, qty. 6	VAR-8920P
Suture passing wire, 20 cm long, qty. 1	VAR-1255-08
Drill bit, cannulated, 2.5 mm	VAR-8737-09
Drill bit, mini TightRope, cannulated	VAR-8911-DC

InternalBrace™ Tray



- › Interchangeable
- › Modular
- › Fits in M11 autoclave

Canine InternalBrace System Case (a)

Canine InternalBrace system case	VAR-1679C
----------------------------------	-----------

Canine InternalBrace System, Tray 1 (TightRope® Implant), VAR-1679C-01 (b)

Suture tensioner	VAR-1529
FiberWire® suture scissors, small	VAR-11797
Drill bit, cannulated, 2.7 mm	VAR-8911DC
Drill bit, cannulated, 3.5 mm	VAR-8920DC
Guidewire, 1.24 mm × 241 mm, for TightRope syndesmosis repair kit, qty. 6	VAR-8920P
Drill guide, 3.5 mm/4.0 mm	VAR-8935G
Femoral aiming guide	VAR-2810


Canine InternalBrace System, Tray 2 (Anchor), VAR-1679C-02 (c)

SwiveLock® tap, 4.75 mm	VAR-2324PTB
SwiveLock tap, 5.5 mm	VAR-1927CTB
SwiveLock tap, 3.5 mm	VAR-1678-03
Drill bit, for soft bone, 2.8 mm, for 2.9 mm PushLock® anchor	VAR-2923D-01
Drill bit, for hard bone, 2.8 mm, for 2.9 mm PushLock anchor	VAR-2923D-02
Drill bit, spade tip, for 4.75 mm/5.5 mm SwiveLock® anchor	VAR-1927D
SwiveLock drill bit, 3.5 mm	VAR-1678-05
Drill bit, cannulated, 2.5 mm	VAR-8737-09
Drill bit, cannulated, 2.0 mm	VAR-8933-20C
PushLock drill bit, 2.4 mm	VAR-2922D-01
Drill bit, cannulated, 3.5 mm	VAR-8920DC
Drill bit, cannulated, 2.7 mm	VAR-8911DC
FiberWire suture scissors, small	VAR-11797
PushLock drill guide, 2.4 mm/2.9 mm	VAR-2924DG
SwiveLock drill guide, 3.5 mm	VAR-1678-01
Guidewire, trocar tip, 1.14 mm × 150 mm, qty. 6	VAR-8933K
Suture passing wire, 20 cm long, qty. 1	VAR-1255-08

Canine InternalBrace System, Tray 3, (Meniscal), VAR-1679C-03 (d)

Meniscal probe cutter blade	VAR-4000
Push blade	VAR-5003
Hook blade	VAR-5005
Distractor, for small stifle	VAR-4010-13
Distractor, for medium stifle	VAR-4010-20
Distractor, for large stifle	VAR-4010-27
Handle, cannulated, for probes and blades	VAR-5020
Probe, for small joint, 3.4 mm tip length × 71 mm	VAR-30000

TightRope® Implant



The TightRope implant's FiberWire® suture is constructed of a multistrand, long-chain ultrahigh molecular weight polyethylene (UHMWPE) core with a braided polyester and UHMWPE jacket that is used extensively in human surgery for many orthopedic applications. It provides excellent strength, a soft feel, and abrasion resistance. The UHMWPE material has properties that make it stronger and less prone to failure than any other suture material. The implant uses bone-to-bone fixation, with superior strength and stiffness designed specifically for ligament repair.

Applications Include:

- › Coxofemoral luxation stabilization
- › CCL stabilization
- › Tarsus stabilization
- › Shoulder stabilization
- › Ligament repairs that require bone-to-bone fixations (eg, minimally invasive extracapsular CCL stabilization or acute hip luxation repair)
- › Consists of 2 buttons and 2 strands of FiberWire or FiberTape® suture
- › TightRope and Mini TightRope implants include an attached passing needle

Sets and Cases

Canine <i>InternalBrace</i> ™ system case	VAR-1679C
Canine <i>InternalBrace</i> system tray 1, for TightRope implant	VAR-1679C-01

Implants

TightRope CCL implant	VAR-2800
Mini TightRope implant	VAR-2801

Instruments

Suture tensioner, with tensiometer	VAR-1529
Aiming guide, femoral	VAR-2810
Drill guide, 3.5 mm/4.0 mm	VAR-8935G
Drill guide, 3.5 mm/2.5 mm	VAR-8943-14
FiberWire suture scissors	VAR-11796
FiberWire suture scissors, small	VAR-11797
Meniscal probe	VAR-30000
Handle, cannulated, for knives	VAR-5020
Switching stick, 2.6 mm × 305 mm	AR-6572S

Disposables and Limited Reusables

Guidewire, trocar tip, 1.14 mm × 150 mm, qty. 6	VAR-8933K
Guidewire, 1.24 mm × 241 mm, for TightRope syndesmosis repair kit, qty. 6	VAR-8920P
Suture passing wire, 20 cm, qty. 1	VAR-1255-08
Drill bit, cannulated, AO, 2 mm	VAR-8933-20C
Drill bit, cannulated, 2.7 mm, for Mini TightRope implant*	VAR-8911DC
Drill bit, cannulated, 3.5 mm, for TightRope CCL implant**	VAR-8920DC
Button inserter	VAR-2262
Banana knife	VAR-5001
Push knife	VAR-5003
Hook knife	VAR-5005

*VAR-2801

**VAR-2800

TightRope® Aiming Device (TRAD)



- › Allows for more reproducible tunnel drilling in CCL repair with TightRope implant and SwiveLock® anchor
- › Side with straight offset is used to insert a pin into the femoral TightRope implant insertion point
- › Side with angled offset is used to insert a pin into the tibial TightRope implant insertion point or the femoral SwiveLock anchor insertion point
- › 1.5 mm cannulation

TightRope aiming device (TRAD), for CCL


VAR-8920T

Recommended Instruments

Guidewire, 1.24 mm × 241 mm, for TightRope syndesmosis repair kit, qty. 6

VAR-8920P

FiberWire® Tensioner




- › Ratcheting tensioning device for all sutures
- › Allows for tensioning of up to 100 N
- › Ideal for constructs with 2 sutures to tension one of them and tie the other one to lock the tension

FiberWire tensioner

VAR-1529

Drill Guides



- › Facilitate transosseous tunnel drilling (eg, in coxofemoral TightRope® repair)
- › Small guide
 - › Designed for cats and small- to medium-sized dogs
 - › Can be used for transosseous drilling to a depth of up to 50 mm (distance between the hook and the guide sleeve tip)
 - › Three different drill sleeves allow you to choose from multiple K-wire sizes (see table on the right)

Drill Guides	
Drill guide, small (a)	VAR-8816G
Guide sleeve, single bore, Ø1.6 mm, for small drill guide (b)	VAR-8816G-01
Guide sleeve, double bore, Ø1.6 mm, for small drill guide (c)	VAR-8816G-02
Guide sleeve, single bore, Ø1.1 mm, for small drill guide	VAR-8816G-03
Femoral aiming guide	VAR-2810
Bio-Compression screw C-ring guide (d)	AR-5026G

Recommended Instruments	
Guidewire, trocar tip, 1.57 mm × 150 mm, qty. 6	VAR-8941K
Guidewire, 1.24 mm × 241 mm, for TightRope syndesmosis repair kit, qty. 6	VAR-8920P
Guidewire, trocar tip, 1.14 mm × 150 mm, qty. 6	VAR-8933K

SwiveLock® Anchors



- › Very popular anchor for soft-tissue-to-bone refixation
- › Usable in any joint, especially for stifle CCL repair
- › Made from inert, nonabsorbable PEEK
- › Vents in the anchor body promote blood and bone marrow flow and allow for bony ingrowth
- › Helps prevent internal rotation in conjunction with TPLO

SwiveLock Implant, Convenience Packs

PEEK 3.5 mm Knotless SwiveLock Kit (VAR-2325PSLK)

SwiveLock anchor, PEEK, closed eyelet, 3.5 mm × 19.1 mm, qty. 5 VAR-2325PSLC

FiberTape® suture, 2 mm, 137.2 cm long, qty. 6 AR-7237

Suture button, 3.5 mm × 11 mm, qty. 5 VAR-8920

PEEK 4.75 mm Knotless SwiveLock Kit (VAR-2324PSLK)

SwiveLock anchor, PEEK, closed eyelet, 4.75 mm × 19.1 mm, qty. 5 VAR-2324PSLC

FiberTape® suture, 2 mm, 137.2 cm long, qty. 6 AR-7237

Suture button, 3.5 mm × 11 mm, qty. 5 VAR-8920

PEEK 5.5 mm Knotless SwiveLock Kit (VAR-2323PSLK)

SwiveLock anchor, PEEK, closed eyelet, 5.5 mm × 19.1 mm, qty. 5 VAR-2323PSLC

FiberTape suture, 2 mm, 137.2 cm long, qty. 6 AR-7237

Suture button, 3.5 mm × 11 mm, qty. 5 VAR-8920

SwiveLock Implants

SwiveLock anchor, PEEK, closed eyelet, 3.5 mm × 19.1 mm, qty. 5 VAR-2325PSLC

SwiveLock anchor, PEEK, closed eyelet, 4.75 mm × 19.1 mm, qty. 5 VAR-2324PSLC

SwiveLock anchor, PEEK, closed eyelet, 5.5 mm × 19.1 mm, qty. 5 VAR-2323PSLC

#5 FiberWire® suture, qty. 12 AR-7210

SutureTape, 1.3 mm, 76.2 mm long, 66 mm working length, white/blue, qty. 5 VAR-7580

LabralTape™ suture, 1.5 mm, qty. 12 AR-7276

FiberTape suture, 2 mm, 137.2 cm long, qty. 6 AR-7237

Suture button, 3.5 mm × 11 mm, qty. 1 VAR-8920

Suture button, 2.6 mm, 2 hole, oblong, qty. 1 VAR-8921

Instruments

SwiveLock drill, 3.5 mm VAR-1678-05

Drill, spade tip, for 4.75 mm and 5.5 mm SwiveLock anchors AR-1927D

SwiveLock tap, 3.5 mm VAR-1678-03

SwiveLock tap, 4.75 mm VAR-2324PTB

SwiveLock tap, 5.5 mm VAR-1927CTB

Drill guide, with teeth, 3.5 mm VAR-1678-01

TightRope® aiming device (TRAD), for CCL VAR-8920T

FiberWire suture scissors VAR-11796

FiberWire suture scissors, small VAR-11797

Disposables and Limited Reusables

Guidewire, trocar tip, 1.14 mm × 150 mm, qty. 6 VAR-8933K

Suture passing wire, 20 cm long, qty. 1 VAR-1255-08

Drill, cannulated, 2.0 mm VAR-8933-20C

Drill, cannulated, 2.5 mm VAR-8737-09

Banana knife VAR-5001

Push knife VAR-5003

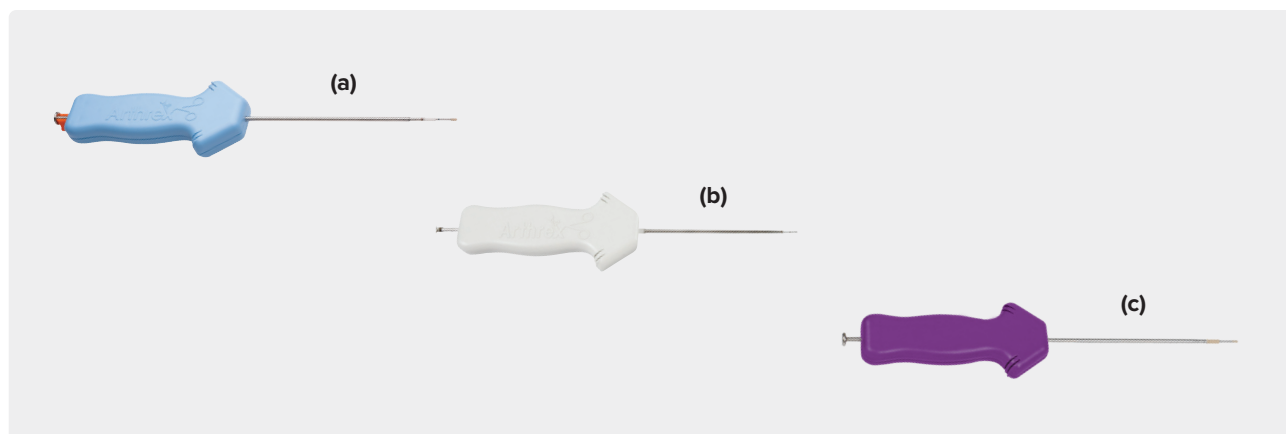
Hook knife VAR-5005

Sets and Cases

Canine InternalBrace™ system case VAR-1679C

Canine InternalBrace system tray 2, for anchor implant VAR-1679C-02

PushLock® Anchors



- › Soft-tissue-to-bone reattachment anchor
- › Inert radiolucent, nonabsorbable PEEK material
- › Knotted or knotless reconstructions
- › 3 sizes available: 2.4 mm × 11 mm, 2.5 mm × 8 mm, and 2.9 mm × 12.5 mm
- › 2.4 mm/2.9 mm PushLock implants sold in boxes of 5 or as single units
- › Reusable drill guides available

PushLock Implant, Convenience Packs

PushLock convenience pack, PEEK, knotless, 2.5 mm	VAR-8825PK
PushLock anchor, PEEK, 2.5 mm × 8 mm, qty. 5	VAR-8825P
SutureTape, 1.3 mm, 76.2 cm long, 66 cm working length, white/blue, qty. 5	VAR-7580
Suture button, 2.6 mm, qty. 5	VAR-8921

PushLock® Implants

PushLock anchor, PEEK, 2.4 mm × 11 mm, qty. 5 (a)	VAR-2922PS
PushLock anchor, PEEK, mini, 2.5 mm × 8 mm, qty. 5 (b)	VAR-8825P
PushLock anchor, PEEK, 2.9 mm × 12.5 mm, qty. 5 (c)	VAR-2923PS
SutureTape, 1.3 mm, 76.2 cm long, 66 cm working length, white/blue, qty. 5	VAR-7580
Suture button, 2.6 mm, qty. 1	VAR-8921

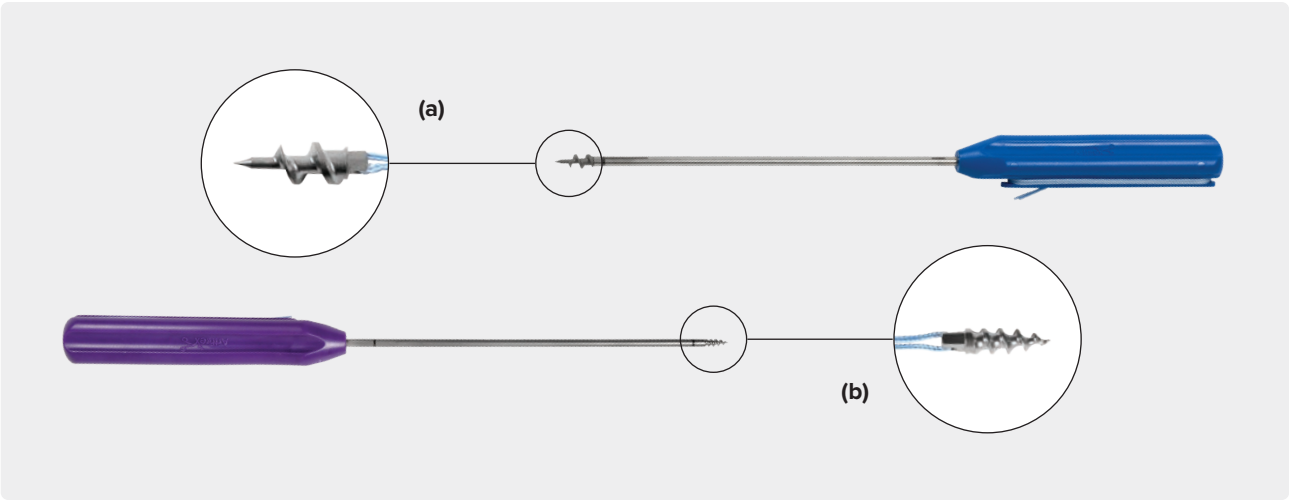
Instruments

PushLock drill guide, 2.4 mm/2.9 mm, with depth stop	VAR-2924DG
PushLock drill guide, 2.5 mm	VAR-8825DG

Disposables and Limited Reusables

Guidewire, trocar tip, 1.14 cm × 150 cm, qty. 6	VAR-8933K
Suture passing wire, 20 cm long, qty. 1	VAR-1255-08
Drill bit, 1.8 mm, for 2.5 mm PushLock anchor	VAR-8825D-01
Drill bit, 2.0 mm, for 2.5 mm PushLock anchor	VAR-8825D-02
Drill bit, for soft bone, 2.8 mm, for 2.9 mm PushLock anchor	VAR-2923D-01
Drill bit, for hard bone, 2.9 mm, for 2.9 mm PushLock anchor	VAR-2923D-02
Drill bit, 2.4 mm, for 2.4 mm PushLock anchor	VAR-2922D-01
Drill bit, cannulated, AO, 2.0 mm	VAR-8933-20C
Drill bit, cannulated, AO, 2.5 mm	VAR-8737-09
Disposable instrument kit, for small joints, with 2.4 mm PushLock anchor, 2.4 mm step drill, and drill guide	AR-8934DSC
Disposables kit, for short 2.9 mm PushLock anchor	AR-8923DSC

Titanium Anchors



- › Fully threaded design for maximum cortical purchase in smaller bones
- › Internal drive mechanism and suture eyelet
- › Titanium anchors to enable fixation in optimal bones, specifically the cortex
- › Preloaded braided polyblend suture for procedural efficiency
- › Self-drilling design for a quick, reliable procedure

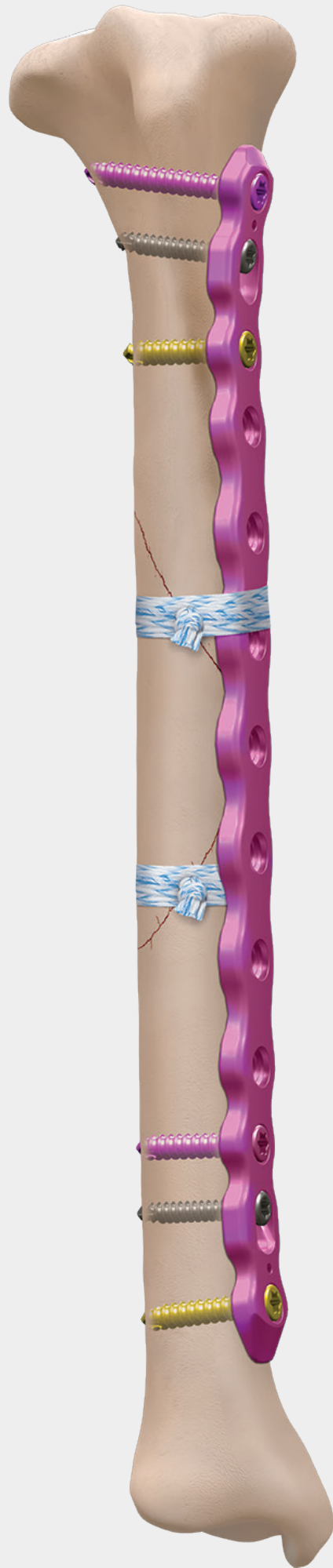
Implants

Corkscrew® suture anchor, 5 mm, with #5 FiberWire®, qty. 5 (a)	VAR-2100
---	----------

FASTak™ suture anchor, 2.8 mm, with #2 FiberWire, qty. 5 (b)	VAR-2200
---	----------

Required Instruments

Guidewire, trocar tip, 1.57 × 150 mm, qty. 6	VAR-8941K
Guidewire, trocar tip, 1.14 mm × 150 mm, qty. 6	VAR-8933K
Drill bit, cannulated, AO, 2.0 mm	VAR-8933-20C
Suture passing wire, 20 cm long, qty. 1	VAR-1255-08
Suture button, 3.5 mm × 11 mm, qty. 1	VAR-8920
Suture button, 2.6 mm, qty. 1	VAR-8921
Suture tensioner, with tensiometer	VAR-1529
FiberWire suture scissors	VAR-11796
Drill bit, solid, AO, 2.5 mm	VAR-8943-30
Drill bit, calibrated, 2.5 mm	VAR-8943-42




Fracture Management

26	OrthoLine™ Fracture Management System
26	Cutable Plates
28	Straight Plates and T-Plates
30	Distal Humeral Plates
32	Distal Femoral Osteotomy Plates
34	Distal Femoral Plates
36	Proximal Femoral Plates
38	Distal Radial Plates
40	Iliac Fracture Plates
45	OrthoLine™ Plating System Cases and Caddies
46	OrthoLine™ Fracture Reduction System
47	Cannulated Screw Systems
47	QuickFix Screws
48	Micro, Mini, and Standard Headless Compression Screws
49	Large and X-Large Headless Compression Screws
50	KreuLock™ Screw System
50	KreuLock Compression Screws
52	Titanium KreuLock™ Screw System Caddies
53	Stainless Steel KreuLock™ Screw System Caddies
54	Staples
54	DynaNite® Nitinol Compression Staples

OrthoLine™ Fracture Management System

Cutable Plates



The cuttable straight plates are designed to offer multiple options and applications for veterinary orthopedic surgery. Each plate features three tight hole-to-hole spacings on either end, followed by a bridge on one side and a transition hole. Additionally, there is another set of three tight hole-to-hole spacings on the side with the bridge. The central hole spacing is larger, allowing for in-plane bending of approximately 7°-8° before deformation of the screw hole occurs. This design provides flexibility and precision in various surgical scenarios.


The cuttable T-plates are designed to be placed in a juxta-articular fashion and cut to size. The design includes a 3-hole T on one side and a 3-hole T on the opposite side, following a bridge design with uniform hole-to-hole spacing throughout centrally. The central hole spacing allows for in-plane bending of up to 7°-8°. This design ensures adaptability and precise placement in complex orthopedic procedures.

Features and Benefits


- › Orthogonal plating
- › Range of sizes, including 1.6 mm, broad 1.6 mm, 2.0 mm, and 2.4 mm
- › Titanium option for 1.6 mm to 2.4 mm plates
- › Double-ended plate with high screw density and bridge design
- › 2- and 3-hole T-style options with bridge designs on either end
- › Central hole spacing allows for in-plane bending

OrthoLine™ Cuttable Plating System

1.6 mm OrthoLine Cuttable Plates	
Cuttable straight plate, 1.6 mm, titanium	VAR-3116C-30
Cuttable T-plate, 1.6 mm, titanium	VAR-3116CT-21
1.6 mm OrthoLine Cuttable Broad Plates	
Cuttable straight plate, broad, 1.6 mm, titanium	VAR-3116BC-30
Cuttable T-plate, broad, 1.6 mm, titanium	VAR-3116BCT-21
2.0 mm OrthoLine Cuttable Plates	
Cuttable straight plate, 2.0 mm, titanium	VAR-3120C-36
Cuttable T-plate, 2.0 mm, titanium	VAR-3120CT-30
2.4 mm OrthoLine Cuttable Plates	
Cuttable straight plate, 2.4 mm, titanium	VAR-3124C-29
Cuttable T-plate, 2.4 mm, titanium	VAR-3124CT-23



Straight Plates and T-Plates



A considerable upgrade from a standard straight and T-plate design, the 99-piece OrthoLine™ plating system product line enables fracture repair for a wide range of canine and feline patients. Unique screw hole spacing, as well as oblong sliding and compression slots, enable optimal plate positioning.

Development, research, and surgeon feedback converged to create an innovative plating system in a comprehensive range of sizes and lengths designed specifically for veterinary patients of all weight ranges. The OrthoLine plating system is available in 1.6 mm, 2.0 mm, 2.4 mm, 3.0 mm, 3.5 mm, and broad 3.5 mm lengths, allowing fracture repair on the widest range of patient sizes.

Features and Benefits

- › High screw density where needed
- › Slide and compression holes
- › Strong plate for bridging
- › Low plate contact and low-profile design
- › Color-coded for easier identification
- › K-wire holes
- › Cortical/locking/variable-angle locking (VAL) screws
- › Indicated for sizes from small cats to large dogs

OrthoLine™ Straight Plates and T-Plates

1.6 mm OrthoLine Straight Plates (Bronze)	
Straight plate, 5 hole, titanium, 1.6 mm	VAR-3116-05
Straight plate, 6 hole, titanium, 1.6 mm	VAR-3116-06
Straight plate, 7 hole, titanium, 1.6 mm	VAR-3116-07
1.6 mm OrthoLine Straight Broad Plates (Gold)	
Straight plate, broad, 5 hole, titanium, 1.6 mm	VAR-3116B-05
Straight plate, broad, 6 hole, titanium, 1.6 mm	VAR-3116B-06
Straight plate, broad, 7 hole, titanium, 1.6 mm	VAR-3116B-07
Straight plate, broad, 8 hole, titanium, 1.6 mm	VAR-3116B-08
Straight plate, broad, 9 hole, titanium, 1.6 mm	VAR-3116B-09
Straight plate, broad, 10 hole, titanium, 1.6 mm	VAR-3116B-10
1.6 mm OrthoLine T-Plates (Bronze)	
T-plate, broad, 2 hole/3 hole, titanium, 1.6 mm	VAR-3116T-2-3
1.6 mm OrthoLine T-Plates Broad (Gold)	
T-plate, 2-hole/3-hole, 1.6 mm, titanium	VAR-3116BT-2-3
T-plate broad, 3-hole/4-hole, 1.6 mm, titanium	VAR-3116BT-3-4

OrthoLine™ Straight Plates and T-Plates Cont.

2.0 mm OrthoLine Straight Plates (Blue)	
Straight plate, 6-hole, 2.0 mm, titanium	VAR-3120-06
Straight plate, 7-hole, 2.0 mm, titanium	VAR-3120-07
Straight plate, 8-hole, 2.0 mm, titanium	VAR-3120-08
Straight plate, 9-hole, 2.0 mm, titanium	VAR-3120-09
Straight plate, 10-hole, 2.0 mm, titanium	VAR-3120-10
Straight plate, 11-hole, 2.0 mm, titanium	VAR-3120-11
Straight plate, 12-hole, 2.0 mm, titanium	VAR-3120-12
Straight plate, 13-hole, 2.0 mm, titanium	VAR-3120-13
Straight plate, 14-hole, 2.0 mm, titanium	VAR-3120-14
Straight plate, 15-hole, 2.0 mm, titanium	VAR-3120-15
2.0 mm OrthoLine T-Plates (Blue)	
T-plate, 2-hole/4-hole, 2.0 mm, titanium	VAR-3120T-2-4
T-plate, 3-hole/4-hole, 2.0 mm, titanium	VAR-3120T-3-4
T-plate, 2-hole/6-hole, 2.0 mm, titanium	VAR-3120T-2-6
T-plate, 3-hole/6-hole, 2.0 mm, titanium	VAR-3120T-3-6
2.4 mm OrthoLine Straight Plates (Green)	
Straight plate, 6-hole, 2.4 mm, titanium	VAR-3124-06
Straight plate, 7-hole, 2.4 mm, titanium	VAR-3124-07
Straight plate, 8-hole, 2.4 mm, titanium	VAR-3124-08
Straight plate, 9-hole, 2.4 mm, titanium	VAR-3124-09
Straight plate, 10-hole, 2.4 mm, titanium	VAR-3124-10
Straight plate, 11-hole, 2.4 mm, titanium	VAR-3124-11
Straight plate, 12-hole, 2.4 mm, titanium	VAR-3124-12
Straight plate, 13-hole, 2.4 mm, titanium	VAR-3124-13
Straight plate, 14-hole, 2.4 mm, titanium	VAR-3124-14
Straight plate, 15-hole, 2.4 mm, titanium	VAR-3124-15
2.4 mm OrthoLine T-Plates (Green)	
T-plate, 2-hole/4-hole, 2.4 mm, titanium	VAR-3124T-2-4
T-plate, 3-hole/4-hole, 2.4 mm, titanium	VAR-3124T-3-4
T-plate, 2-hole/6-hole, 2.4 mm, titanium	VAR-3124T-2-6
T-plate, 3-hole/6-hole, 2.4 mm, titanium	VAR-3124T-3-6
3.0 mm OrthoLine Straight Plates (Purple)	
Straight plate, 6-hole, 3.0 mm, titanium	VAR-3130-06
Straight plate, 7-hole, 3.0 mm, titanium	VAR-3130-07
Straight plate, 8-hole, 3.0 mm, titanium	VAR-3130-08
Straight plate, 9-hole, 3.0 mm, titanium	VAR-3130-09
Straight plate, 10-hole, 3.0 mm, titanium	VAR-3130-10
Straight plate, 11-hole, 3.0 mm, titanium	VAR-3130-11
Straight plate, 12-hole, 3.0 mm, titanium	VAR-3130-12
Straight plate, 13-hole, 3.0 mm, titanium	VAR-3130-13
Straight plate, 14-hole, 3.0 mm, titanium	VAR-3130-14
Straight plate, 15-hole, 3.0 mm, titanium	VAR-3130-15
Straight plate, 16-hole, 3.0 mm, titanium	VAR-3130-16
Straight plate, 17-hole, 3.0 mm, titanium	VAR-3130-17
Straight plate, 18-hole, 3.0 mm, titanium	VAR-3130-18
Straight plate, 19-hole, 3.0 mm, titanium	VAR-3130-19
Straight plate, 20-hole, 3.0 mm, titanium	VAR-3130-20
Straight plate, 21-hole, 3.0 mm, titanium	VAR-3130-21
Straight plate, 22-hole, 3.0 mm, titanium	VAR-3130-22

3.0 mm OrthoLine T-Plates (Purple)	
T-plate, 2-hole/4-hole, 3.0 mm, titanium	VAR-3130T-2-4
T-plate, 3-hole/4-hole, 3.0 mm, titanium	VAR-3130T-3-4
T-plate, 2-hole/6-hole, 3.0 mm, titanium	VAR-3130T-2-6
T-plate, 2-hole/8-hole, 3.0 mm, titanium	VAR-3130T-2-8
T-plate, 3-hole/6-hole, 3.0 mm, titanium	VAR-3130T-3-6
T-plate, 3-hole/8-hole, 3.0 mm, titanium	VAR-3130T-3-8
T-plate, 3-hole/13-hole, 3.0 mm, titanium	VAR-3130T-3-13
3.5 mm OrthoLine Straight Plates (Matte)	
Straight plate, 6-hole, 3.5 mm, stainless steel	VAR-3035-06
Straight plate, 7-hole, 3.5 mm, stainless steel	VAR-3035-07
Straight plate, 8-hole, 3.5 mm, stainless steel	VAR-3035-08
Straight plate, 9-hole, 3.5 mm, stainless steel	VAR-3035-09
Straight plate, 10-hole, 3.5 mm, stainless steel	VAR-3035-10
Straight plate, 11-hole, 3.5 mm, stainless steel	VAR-3035-11
Straight plate, 12-hole, 3.5 mm, stainless steel	VAR-3035-12
Straight plate, 13-hole, 3.5 mm, stainless steel	VAR-3035-13
Straight plate, 14-hole, 3.5 mm, stainless steel	VAR-3035-14
Straight plate, 15-hole, 3.5 mm, stainless steel	VAR-3035-15
Straight plate, 16-hole, 3.5 mm, stainless steel	VAR-3035-16
Straight plate, 17-hole, 3.5 mm, stainless steel	VAR-3035-17
Straight plate, 18-hole, 3.5 mm, stainless steel	VAR-3035-18
Straight plate, 19-hole, 3.5 mm, stainless steel	VAR-3035-19
Straight plate, 20-hole, 3.5 mm, stainless steel	VAR-3035-20
3.5 mm OrthoLine T-Plates (Matte)	
T-plate, 2-hole/4-hole, 3.5 mm, stainless steel	VAR-3035T-2-4
T-plate, 3-hole/4-hole, 3.5 mm, stainless steel	VAR-3035T-3-4
T-plate, 2-hole/6-hole, 3.5 mm, stainless steel	VAR-3035T-2-6
T-plate, 2-hole/8-hole, 3.5 mm, stainless steel	VAR-3035T-2-8
T-plate, 3-hole/6-hole, 3.5 mm, stainless steel	VAR-3035T-3-6
T-plate, 3-hole/8-hole, 3.5 mm, stainless steel	VAR-3035T-3-8
T-plate, 3-hole/12-hole, 3.5 mm, stainless steel	VAR-3035T-3-12
3.5 mm OrthoLine Straight Broad Plates (Matte)	
Straight plate broad, 8-hole, 3.5 mm, stainless steel	VAR-3035B-08
Straight plate broad, 9-hole, 3.5 mm, stainless steel	VAR-3035B-09
Straight plate broad, 10-hole, 3.5 mm, stainless steel	VAR-3035B-10
Straight plate broad, 11-hole, 3.5 mm, stainless steel	VAR-3035B-11
Straight plate broad, 12-hole, 3.5 mm, stainless steel	VAR-3035B-12
Straight plate broad, 13-hole, 3.5 mm, stainless steel	VAR-3035B-13
Straight plate broad, 14-hole, 3.5 mm, stainless steel	VAR-3035B-14
Straight plate broad, 15-hole, 3.5 mm, stainless steel	VAR-3035B-15
Straight plate broad, 16-hole, 3.5 mm, stainless steel	VAR-3035B-16
Straight plate broad, 17-hole, 3.5 mm, stainless steel	VAR-3035B-17
Straight plate broad, 18-hole, 3.5 mm, stainless steel	VAR-3035B-18
Straight plate broad, 19-hole, 3.5 mm, stainless steel	VAR-3035B-19
Straight plate broad, 20-hole, 3.5 mm, stainless steel	VAR-3035B-20

Distal Humeral Plates



The OrthoLine™ distal humeral fracture system is the first plate of its kind to incorporate a transcondylar screw for distal humeral medial, supracondylar, Y-shaped, and T-shaped fractures.

Designed with the surgeon in mind, OrthoLine distal humeral plates are anatomic, incorporating the transcondylar screw within the construct and including a specific trajectory to help with proper transcondylar screw placement.

Repair medial, supracondylar, Y-shaped, and T-shaped fractures with a single plate construct using a K-wire on the lateral aspect for Y-shaped and T-shaped fractures when placing the plate medially. The epicondylar oval hole helps the surgeon find the right location to facilitate the best plate placement and allows for epicondyle relief.

Features and Benefits

- › Plate incorporates transcondylar screw
- › Optimized trajectory for transcondylar screw
- › Distal aspect accommodates 4 locking screws
- › Anatomic, strong, single-bridging plate design
- › Designed for medial, supracondylar, T-shaped, and Y-shaped fractures
- › OrthoLine distal humeral plates use two screw sizes per implant:
 - › 2.7 mm/3.5 mm
 - › 2.4 mm/3.0 mm
 - › 2.0 mm/2.4 mm
 - › 1.6 mm or 2.0 mm

Distal Humeral Plates

2.0 mm OrthoLine™ Distal Humeral Plates (Blue)

Distal humeral plate, left, 2.0 mm, titanium	VAR-3120DH-L
--	--------------

Distal humeral plate, right, 2.0 mm, titanium	VAR-3120DH-R
---	--------------

2.4 mm OrthoLine Distal Humeral Plates (Green)

Distal humeral plate, left, 2.4 mm, titanium	VAR-3124DH-L
--	--------------

Distal humeral plate, right, 2.4 mm, titanium	VAR-3124DH-R
---	--------------

3.0 mm OrthoLine Distal Humeral Plates (Purple)

Distal humeral plate, left, 3.0 mm, titanium	VAR-3130DH-L
--	--------------

Distal humeral plate, right, 3.0 mm, titanium	VAR-3130DH-R
---	--------------

3.5 mm OrthoLine Distal Humeral Plates (Matte)

Distal humeral plate, left, 3.5 mm, stainless steel	VAR-3035DH-L
---	--------------

Distal humeral plate, right, 3.5 mm, stainless steel	VAR-3035DH-R
--	--------------



Locking K-Wire Drill Guide

K-wire drill guide, locking, 1.6 mm/2.0 mm	VAR-4020KDG
--	-------------

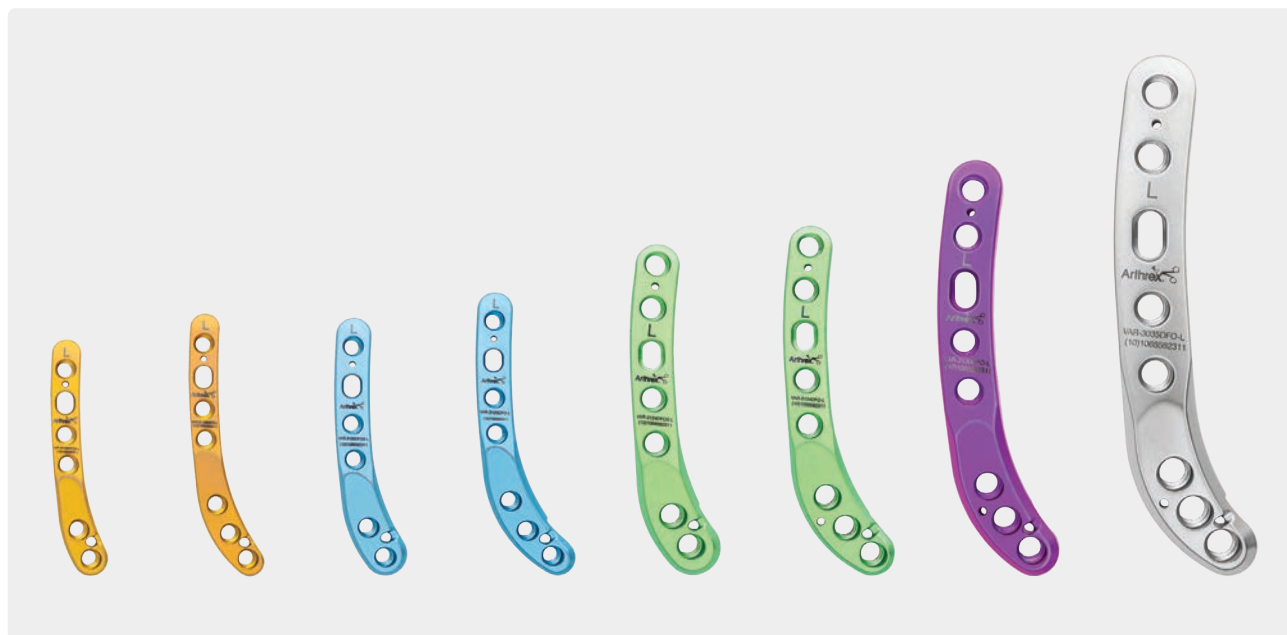
K-wire drill guide, locking, 2.4 mm	VAR-4024KDG
-------------------------------------	-------------

K-wire drill guide, locking, 2.7 mm/3.0 mm	VAR-4030KDG
--	-------------

K-wire drill guide, locking, 3.5 mm	VAR-4035KDG
-------------------------------------	-------------



Distal Femoral Osteotomy Plates



The OrthoLine™ distal femoral osteotomy (DFO) plate system includes 1.6 mm, 2.0 mm, 2.4 mm, 3.0 mm, and 3.5 mm sizes. Each plate size is anatomically contoured to mimic the anatomy of patients within the given size range. The plate includes distal screw trajectories to avoid the femoral trochlea and intercondylar notch. Proximal screw trajectories align with the bone stock of the diaphyseal bone. The plate is designed to minimize soft-tissue irritation. Providing a unique suture-hole feature, the DFO plate allows additional patellar stabilization by securing a suture strand from the parapatellar ligament to the suture hole within the plate.

Features and Benefits

- › Distal screw trajectories to avoid the femoral trochlea and intercondylar notch
- › Proximal screw trajectories to align centrally in the diaphyseal bone
- › Compression slot for compression adjustments
- › Anatomic plate design with left and right options
- › Strong bridging plate design
- › Tapered design to prevent soft-tissue irritation
- › Suture hole for additional patellar stabilization

Distal Femoral Osteotomy Plates

1.6 mm Distal Femoral Osteotomy Broad Plates (Gold)

Distal femoral osteotomy plate, broad, short, 1.6 mm, titanium, left	VAR-3116BDFOS-L
Distal femoral osteotomy plate, broad, short, 1.6 mm, titanium, right	VAR-3116BDFOS-R
Distal femoral osteotomy plate, broad, 1.6 mm, titanium, left	VAR-3116BDFO-L
Distal femoral osteotomy plate, broad, 1.6 mm, titanium, right	VAR-3116BDFO-R

2.0 mm Distal Femoral Osteotomy Plates (Blue)

Distal femoral osteotomy plate, short, 2.0 mm, titanium, left	VAR-3120DFOS-L
Distal femoral osteotomy plate, short, 2.0 mm, titanium, right	VAR-3120DFOS-R
Distal femoral osteotomy plate, 2.0 mm, titanium, left	VAR-3120DFO-L
Distal femoral osteotomy plate, 2.0 mm, titanium, right	VAR-3120DFO-R

2.4 mm Distal Femoral Osteotomy Plates (Green)

Distal femoral osteotomy plate, short, 2.4 mm, titanium, left	VAR-3124DFOS-L
Distal femoral osteotomy plate, short, 2.4 mm, titanium, right	VAR-3124DFOS-R
Distal femoral osteotomy plate, 2.4 mm, titanium, left	VAR-3124DFO-L
Distal femoral osteotomy plate, 2.4 mm, titanium, right	VAR-3124DFO-R

3.0 mm Distal Femoral Osteotomy Plates (Purple)


Distal femoral osteotomy plate, 3.0 mm, titanium, left	VAR-3130DFO-L
Distal femoral osteotomy plate, 3.0 mm, titanium, right	VAR-3130DFO-R

3.5 mm Distal Femoral Osteotomy Plates (Matte)

Distal femoral osteotomy plate, 3.5 mm, stainless steel, left	VAR-3035DFO-L
Distal femoral osteotomy plate, 3.5 mm, stainless steel, right	VAR-3035DFO-R



Distal Femoral Plates



The OrthoLine™ distal femoral fracture system is designed to aid in fractures of the distal femur. The plate is designed to be placed on the lateral aspect of the bone with minimal to no contouring.

Configured with the surgeon in mind, the OrthoLine distal femoral fracture plates are anatomically designed, incorporating distal and proximal screw trajectories to align centrally in the metaphyseal and diaphyseal bone.

The anatomic structure includes a contour to follow the natural procurvatum, distal caudal curvature with increased screw density of the distal aspect of the plate, and specific screw trajectories throughout the plate.

OrthoLine plates include elements for more reproducible procedures. Anatomically contoured to match the bone surface, they include K-wire holes that facilitate plate placement before screw insertion, enabling the surgeon to optimize plate positioning. VAL screws for the titanium lines also assist in proper plate placement. The low-profile design is less prominent under the skin and incorporates features that reduce bone-to-plate contact. Additionally, a suture hole on the distal end helps stabilize the patella and aids in soft-tissue closure.

Features and Benefits


- › Suture hole to aid in soft-tissue closure
- › High distal screw density pattern with specific trajectories
- › Anatomic plate design follows the procurvatum and distal curvature
- › Left and right options in a variety of sizes to accommodate all patients

Distal Femoral Plates

1.6 mm Distal Femoral Fracture Broad Plates (Gold)		
Distal femoral plate, left, broad, titanium, 1.6 mm		VAR-3116BDF-L
Distal femoral plate, right, broad, titanium, 1.6 mm		VAR-3116BDF-R
2.0 mm Distal Femoral Fracture Plates (Blue)		
Distal femoral plate, left, titanium, 2.0 mm		VAR-3120DF-L
Distal femoral plate, right, titanium, 2.0 mm		VAR-3120DF-R
2.4 mm Distal Femoral Fracture Plates (Green)		
Distal femoral plate, left, titanium, 2.4 mm		VAR-3124DF-L
Distal femoral plate, right, titanium, 2.4 mm		VAR-3124DF-R
3.0 mm Distal Femoral Fracture Plates (Purple)		
Distal femoral plate, left, titanium, 3.0 mm		VAR-3130DF-L
Distal femoral plate, right, titanium, 3.0 mm		VAR-3130DF-R
3.5 mm Distal Femoral Fracture Plates (Matte)		
Distal femoral plate, left, stainless steel, 3.5 mm		VAR-3035DF-L
Distal femoral plate, right, stainless steel, 3.5 mm		VAR-3035DF-R



Proximal Femoral Plates



The OrthoLine™ proximal femoral fracture system is designed to aid in fractures of the proximal femur. The plate is designed to be placed on the lateral aspect of the bone with minimal to no contouring.

Configured with the surgeon in mind, the OrthoLine proximal femoral fracture plates are anatomically designed, incorporating proximal and distal screw trajectories to align centrally in the metaphyseal and diaphyseal bone.

The anatomic structure includes a contour to follow the natural procurvatum, double proximal curvature to follow the trochanter, and increased screw density with a unique pattern on the proximal end.

OrthoLine plates include elements for more reproducible procedures. Anatomically contoured to match the bone surface, they include K-wire holes that facilitate plate placement before screw insertion, enabling the surgeon to optimize plate positioning. VAL screws for the titanium lines also assist in proper plate placement. The low-profile design is less prominent under the skin and incorporates features that reduce bone-to-plate contact. Additionally, a suture hole on the distal end helps stabilize the patella and aids in soft-tissue closure.

Features and Benefits


- › Suture hole to aid in soft-tissue closure
- › High proximal screw density including a unique pattern with specific trajectories
- › Anatomic plate design follows the procurvatum and trochanteric curvature
- › Left and right options in a variety of sizes to accommodate all patients

Proximal Femoral Plates

1.6 mm Proximal Femoral Broads Plates (Gold)		
Proximal femoral plate broad, titanium, 1.6 mm, left		VAR-3116BPF-L
Proximal femoral plate broad, titanium, 1.6 mm, right		VAR-3116BPF-R
2.0 mm Proximal Femoral Plates (Blue)		
Proximal femoral plate, titanium, 2.0 mm, left		VAR-3120PF-L
Proximal femoral plate, titanium, 2.0 mm, right		VAR-3120PF-R
2.4 mm Proximal Femoral Plates (Green)		
Proximal femoral plate, titanium, 2.4 mm, left		VAR-3124PF-L
Proximal femoral plate, titanium, 2.4 mm, right		VAR-3124PF-R
3.0 mm Proximal Femoral Plates (Purple)		
Proximal femoral plate, titanium, 3.0 mm, left		VAR-3130PF-L
Proximal femoral plate, titanium, 3.0 mm, right		VAR-3130PF-R
3.5 mm Proximal Femoral Plates (Matte)		
Proximal femoral plate, short, stainless steel, 3.5 mm, left		VAR-3035PFS-L
Proximal femoral plate, short, stainless steel, 3.5 mm, right		VAR-3035PFS-R
Proximal femoral plate, stainless steel, 3.5 mm, left		VAR-3035PF-L
Proximal femoral plate, stainless steel, 3.5 mm, right		VAR-3035PF-R
Proximal femoral plate broad, stainless steel, 3.5 mm, left		VAR-3035BPF-L
Proximal femoral plate broad, stainless steel, 3.5 mm, right		VAR-3035BPF-R



Distal Radial Plates



The OrthoLine™ radial fracture plate system includes 1.6 mm, 2.0 mm, 2.4 mm, 3.0 mm, and 3.5 mm sizes. Each plate is anatomically contoured to mimic the anatomy of patients within a given size range. The system is designed with multiplanar distal screw trajectories, and proximal screws are aligned centrally within the bone to improve screw pullout. Thinner than a standard T-plate or straight plate, this plate design minimizes soft-tissue interference. The tubular bottom enables better conformity to the patient's bone structure and increases the area moment of inertia. This unique design also includes a fracture-spanning bridge with a sliding screw socket, allowing compression across the fracture site, bending plugs, and several K-wire holes to assist in placement. The plates are designed for a craniomedial placement, but a craniolateral placement can be used with the contralateral side.

Features and Benefits

- › Distal screw trajectories
- › Proximal screw trajectories to align centrally in the bone
- › Designed for distal radial fractures
- › Anatomic plate design with left and right options
- › High screw density where needed
- › Tapered design to prevent soft-tissue irritation
- › Compression hole
- › Fracture-spanning bridge
- › Two placement options

Distal Radial Plates

1.6 mm Radial Fracture Plates (Gold)

Radial fracture plate, titanium, 1.6 mm, left	VAR-3116DR-L
Radial fracture plate, titanium, 1.6 mm, right	VAR-3116DR-R
Radial fracture plate, broad, titanium, 1.6 mm, left	VAR-3116BDR-L
Radial fracture plate, broad, titanium, 1.6 mm, right	VAR-3116BDR-R

2.0 mm Radial Fracture Plates (Blue)

Radial fracture plate, titanium, 2.0 mm, left	VAR-3120DR-L
Radial fracture plate, titanium, 2.0 mm, right	VAR-3120DR-R

2.4 mm Radial Fracture Plates (Green)

Radial fracture plate, titanium, 2.4 mm, left	VAR-3124DR-L
Radial fracture plate, titanium, 2.4 mm, right	VAR-3124DR-R

3.0 mm Radial Fracture Plates (Purple)

Radial fracture plate, titanium, 3.0 mm, left	VAR-3130DR-L
Radial fracture plate, titanium, 3.0 mm, right	VAR-3130DR-R

3.5 mm Radial Fracture Plates (Matte)

Radial fracture plate, SS, 3.5 mm, left	VAR-3035DR-L
Radial fracture plate, SS, 3.5 mm, right	VAR-3035DR-R



Iliac Fracture Plates



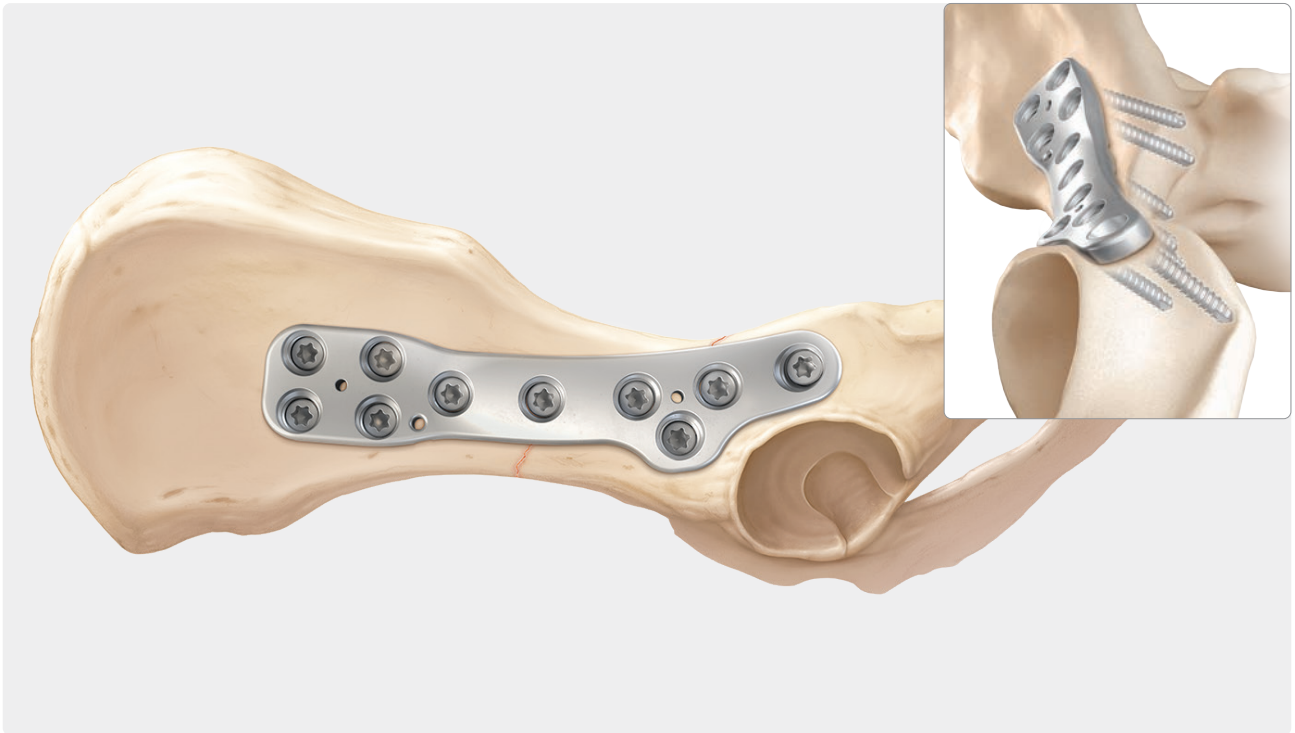
The OrthoLine™ iliac fracture plate system includes 1.6 mm, 2.0 mm, 2.4 mm, 3.0 mm, and 3.5 mm sizes. Each plate size is anatomically contoured to mimic the anatomy of patients within a given size range. The plates include cranial divergent screw trajectories to improve purchase in the cranial ilium. The caudal screw trajectories are more dorsally oriented to help diverge away from the coxofemoral joint. Additionally, the iliac plate includes a suture hole that fits VetSuture™ suture for apposition of the gluteal musculature at closure.

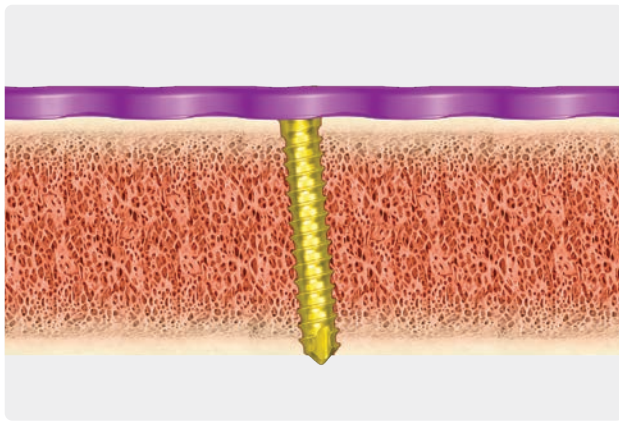
Features and Benefits

- › Divergent cranial screw trajectories for added pull-out strength
- › Caudal screw trajectories to diverge from the coxofemoral joint
- › Designed for cranial, caudal, and oblique fracture patterns
- › Anatomic plate design with left and right options
- › High screw density where needed
- › Suture hole to aid in soft-tissue closure
- › Scalloped underside to distribute stress and minimize contact

Ilial Fracture Plates

1.6 mm Ilial Fracture Plates (Gold)	
Ilial fracture plate, titanium, 1.6 mm, left	VAR-3116I-L
Ilial fracture plate, titanium, 1.6 mm, right	VAR-3116I-R
2.0 mm Ilial Fracture Plates (Blue)	
Ilial fracture plate, titanium, 2.0 mm, left	VAR-3120I-L
Ilial fracture plate, titanium, 2.0 mm, right	VAR-3120I-R
2.4 mm Ilial Fracture Plates (Green)	
Ilial fracture plate, titanium, 2.4 mm, left	VAR-3124I-L
Ilial fracture plate, titanium, 2.4 mm, right	VAR-3124I-R
3.0 mm Ilial Fracture Plates (Purple)	
Ilial fracture plate, titanium, 3.0 mm, left	VAR-3130I-L
Ilial fracture plate, titanium, 3.0 mm, right	VAR-3130I-R
3.5 mm Ilial Fracture Plates (Matte)	
Ilial fracture plate, SS, 3.5 mm, left	VAR-3035I-L
Ilial fracture plate, SS, 3.5 mm, right	VAR-3035I-R
Ilial fracture plate, long, SS, 3.5 mm, left	VAR-3035IL-L
Ilial fracture plate, long, 3.5 mm, right	VAR-3035IL-R





- 1.6 mm/2.0 mm screws interchangeable
- 3.5 mm/4.0 mm screws interchangeable
- 3.0 mm cortical fits in a 2.4 locking hole when added strength is required
- Colored locking screws to match the plates and instruments

Screws

1.6 mm Low-Profile Cortical, Variable-Angle, Titanium

Low-profile cortical screw, 1.6 mm × 5-24 mm Sizes: 5, 6, 7, 8, 9, 10, 11, 12, 13, 14, 16, 18, 20, 22, 24 mm	VAR-8916-05 to -24
Low-profile variable angle screw, 1.6 mm × 5-24 mm Sizes: 5, 6, 7, 8, 9, 10, 11, 12, 13, 14, 16, 18, 20, 22, 24 mm	VAR-8916V-05 to -24

2.0 mm Low-Profile Cortical, Locking, Variable-Angle, Titanium

Low-profile cortical screw, 2.0 mm × 6-40 mm Sizes: 6, 7, 8, 9, 10, 11, 12, 13, 14, 16, 18, 20, 22, 24, 26, 28, 30, 32, 34, 36, 38, 40 mm	VAR-8920-06 to -40
Low-profile locking screw, 2.0 mm × 6-40 mm Sizes: 6, 7, 8, 9, 10, 11, 12, 13, 14, 16, 18, 20, 22, 24, 26, 28, 30, 32, 34, 36, 38, 40 mm	VAR-8920L-06 to -40
Low-profile variable angle screw, 2.0 mm × 6-40 mm Sizes: 6, 7, 8, 9, 10, 11, 12, 13, 14, 16, 18, 20, 22, 24, 26, 28, 30, 32, 34, 36, 38, 40 mm	VAR-8920V-06 to -40

2.4 mm Low-Profile Cortical, Locking, Variable-Angle, Titanium

Low-profile cortical screw, 2.4 mm × 6-40 mm Sizes: 6, 7, 8, 9, 10, 11, 12, 13, 14, 16, 18, 20, 22, 24, 26, 28, 30, 32, 34, 36, 38, 40 mm	VAR-8924-06 to -40
Low-profile locking screw, 2.4 mm × 6-40 mm Sizes: 6, 7, 8, 9, 10, 11, 12, 13, 14, 16, 18, 20, 22, 24, 26, 28, 30, 32, 34, 36, 38, 40 mm	VAR-8924L-06 to -40
Low-profile variable-angle screw, 2.4 mm × 6-40 mm Sizes: 6, 7, 8, 9, 10, 11, 12, 13, 14, 16, 18, 20, 22, 24, 26, 28, 30, 32, 34, 36, 38, 40 mm	VAR-8924V-06 to -40

2.7 mm Low-Profile Cortical, Locking, Stainless Steel

Low-profile cortical screw, 2.7 mm × 10-34 mm Sizes: 10, 12, 14, 16, 18, 20, 22, 24, 26, 28, 30, 32, 34 mm	VAR-8827-10 to -34
Low-profile locking screw, 2.7 mm × 10-34 mm Sizes: 10, 12, 14, 16, 18, 20, 22, 24, 26, 28, 30, 32, 34 mm	VAR-8827L-10 to -34

3.0 mm Low-Profile Cortical, Locking, Variable-Angle, Titanium


Low-profile cortical screw, 3.0 mm × 8-55 mm Sizes: 8, 10, 12, 14, 16, 18, 20, 22, 24, 26, 28, 30, 32, 34, 36, 38, 40, 42, 44, 46, 48, 50, 55 mm	VAR-8930-08 to -55
Low-profile locking screw, 3.0 mm × 8-55 mm Sizes: 8, 10, 12, 14, 16, 18, 20, 22, 24, 26, 28, 30, 32, 34, 36, 38, 40, 42, 44, 46, 48, 50, 55 mm	VAR-8930L-08 to -55
Low-profile variable-angle screw, 3.0 mm × 8-55 mm Sizes: 8, 10, 12, 14, 16, 18, 20, 22, 24, 26, 28, 30, 32, 34, 36, 38, 40, 42, 44, 46, 48, 50, 55 mm	VAR-8930V-08 to -55

3.5 mm Low-Profile Cortical, Locking, Stainless Steel

Low-profile cortical screw, 3.5 mm × 16-60 mm Sizes: 16, 18, 20, 22, 24, 26, 28, 30, 32, 34, 36, 38, 40, 42, 44, 46, 48, 50, 52, 54, 56, 58, 60 mm	VAR-8835-16 to -60
Low-profile locking screw, 3.5 mm × 16-60 mm Sizes: 16, 18, 20, 22, 24, 26, 28, 30, 32, 34, 36, 38, 40, 42, 44, 46, 48, 50, 52, 54, 56, 58, 60 mm	VAR-8835L-16 to -60

4.0 mm Low-Profile, Locking, Stainless Steel

Low-profile locking screw, 4.0 mm × 18-60 mm Sizes: 18, 20, 22, 24, 26, 28, 30, 32, 34, 36, 38, 40, 42, 44, 46, 48, 50, 52, 54, 56, 58, 60 mm	VAR-8840L-18 to -60
--	------------------------



Bending Plugs

Bending plug, cannulated, 1.6 mm/2.0 mm (a)	VAR-4020-04
Bending plug, cannulated, 2.4 mm (b)	VAR-4024-04
Bending plug, cannulated, 2.7 mm	VAR-4027-04
Bending plug, cannulated, 3.0 mm (c)	VAR-4030-04
Bending plug, cannulated, 3.5 mm (d)	VAR-4035-04
Bending plug caddy	VAR-4000BPC

Instruments

Instruments for 1.6 mm OrthoLine™ Plating System (Bronze/Gold)	VAR-3116S-01
Drill bit, solid, AO, 1.1 mm (1.6 mm)	VAR-4016D
Drill bit, solid, short, AO, 1.1 mm (1.6 mm)	VAR-4016SD
Depth measuring device (1.6 mm/2.0 mm/2.4 mm)	VAR-2024DD
T6 driver (1.6 mm/2.0 mm)	VAR-4020-01
T6 screwdriver (1.6 mm/2.0 mm)	VAR-4020-02
Bending plug caddy	VAR-4000BPC
General sterilization case	VAR-4000GC
General sterilization case insert	VAR-4000GC-01
Screw caddy, 1.6 mm	VAR-3116SC-01
Bending plug cannulated, 1.6 mm/2.0 mm	VAR-4020-04
Screw holding forceps	VAR-8941F
Drill/depth guide, locking, 1.6 mm (1.6 mm)	VAR-4016DG
Drill guide, 1.1 mm (1.6 mm)	VAR-4016TDG
Drill guide, variable, 1.6 mm (1.6 mm)	VAR-4016VDG
0.86 mm K-wire drill guide, locking, 1.6 mm/2.0 mm	VAR-4020KDG*
Bending iron, small (1.6 mm/2.0 mm)	VAR-4000-07
BB-Tak, small 1.1 mm × 40 mm (1.6 mm/2.0 mm/2.4 mm)	VAR-8933BB*
BB-Tak, small, threaded 1.1 mm × 40 mm (1.6 mm/2.0 mm/2.4 mm)	VAR-8933TBB*
Guidewire w/ trocar tip, 0.86 mm × 80 mm (1.6 mm/2.0 mm)	VAR-8929K*
Instruments for 2.0 mm OrthoLine Plating System (Blue)	VAR-3120S-01
Drill bit, solid, AO, 1.5 mm (2.0 mm)	VAR-4020D
Drill bit, solid, short, AO, 1.5 mm (2.0 mm)	VAR-4020SD
Depth measuring device (1.6 mm/2.0 mm/2.4 mm)	VAR-2024DD
T6 driver (1.6 mm/2.0 mm)	VAR-4020-01
T6 screwdriver (1.6 mm/2.0 mm)	VAR-4020-02
Bending plug caddy	VAR-4000BPC
General sterilization case	VAR-4000GC
General sterilization case insert	VAR-4000GC-01
Screw caddy VAL, 2.0 mm	VAR-3020SC-01
Bending plug cannulated, 1.6 mm/2.0 mm	VAR-4020-04
Screw holding forceps	VAR-8941F
Drill/depth guide, locking 2.0 mm (2.0 mm)	VAR-4020DG
Tap/drill guide, 2.0/1.5 mm (2.0 mm)	VAR-4020TDG
Drill guide, variable, 2.0 mm (2.0 mm)	VAR-4020VDG
0.86 mm K-wire drill guide, locking, 1.6 mm/2.0 mm	VAR-4020KDG*
Bone tap, 2.0 mm (2.0 mm)	VAR-4020T*
Bending iron, small (1.6 mm/2.0 mm)	VAR-4000-07
BB-Tak, small 1.1 mm × 40 mm (1.6 mm/2.0 mm/2.4 mm)	VAR-8933BB*
BB-Tak, small, threaded 1.1 mm × 40 mm (1.6 mm/2.0 mm/2.4 mm)	VAR-8933TBB*
Guidewire w/ trocar tip, 0.86 × 80 mm (1.6 mm/2.0 mm)	VAR-8929K*

Instruments for 2.4 mm OrthoLine Plating System (Green)	VAR-3124S-01
Drill bit, solid, AO, 1.8 mm (2.4 mm)	VAR-4024D
Drill bit, solid, short, AO, 1.8 mm (2.4 mm)	VAR-4024SD
Depth measuring device (1.6 mm/2.0 mm/2.4 mm)	VAR-2024DD
T8 driver (2.4 mm mm)	VAR-4024-01
T8 screwdriver (2.4 mm)	VAR-4024-02
Bending plug caddy	VAR-4000BPC
General sterilization case	VAR-4000GC
General sterilization case insert	VAR-4000GC-01
Screw caddy VAL, 2.4 mm	VAR-3024SC-01
Bending plug cannulated, 2.4 mm	VAR-4024-04
Screw holding forceps	VAR-8941F
Drill/depth guide, locking, 2.4 mm (2.4 mm)	VAR-4024DG
Tap/drill guide, 2.4 mm/1.8 mm (2.4 mm)	VAR-4024TDG
Drill guide, variable, 2.4 mm (2.4 mm)	VAR-4024VDG
1.14 mm K-wire drill guide, locking, 2.4 mm	VAR-4024KDG*
Bone tap, 2.4 mm (2.4 mm)	VAR-4024T*
Bending iron, medium (2.4 mm/3.0 mm)	VAR-4000-08
BB-Tak, small 1.1 mm × 40 mm (1.6 mm/2.0 mm/2.4 mm)	VAR-8933BB*
BB-Tak, small, threaded 1.1 mm × 40 mm (1.6 mm/2.0 mm/2.4 mm)	VAR-8933TBB*
Guidewire w/ trocar tip, 1.1 mm × 150 mm (2.4 mm/3.0 mm)	VAR-8933K*

Compatible OrthoLine plate size is given in parentheses

*Not included in set






Instruments cont.

Instruments for 2.7 mm OrthoLine™ Plating System (Matte)	VAR-3027S-01
2.0 mm drill bit (2.7 mm)	VAR-8944-22
Depth measuring device (2.7 mm/3.0 mm/3.5 mm/4.0 mm)	VAR-8943-15
T10 driver	VAR-8944DH
T10 screwdriver	VAR-8943-08
Bending plug caddy	VAR-4000BPC
General sterilization case	VAR-4000GC
General sterilization case insert	VAR-4000GC-01
TPLO screw caddy, 2.7 mm	VAR-4027SC-01
Bending plug cannulated, 2.7 mm	VAR-4027-04
Screw holding forceps	VAR-8941F
2.7 mm locking drill guide	VAR-8950-07
2.0 mm/3.0 mm nonlocking drill guide	VAR-8943-31
Bone tap, 2.7 mm	VAR-4027T*
Bending plug, cannulated, 2.7 mm	VAR-4027-04
Bending plug caddy	VAR-4000BPC
BB-Tak, large, threaded 1.6 mm × 50 mm	VAR-8941TBB*
BB-Tak, large 1.6 mm × 50 mm	VAR-8941BB*
Guidewire w/ trocar 1.1 × 150 mm	VAR-8933K*
Instruments for 3.0 mm OrthoLine Plating System (Purple)	VAR-3130S-01
Drill bit, solid, AO, 2.3 mm (3.0 mm)	VAR-4030D
Drill bit, solid, short, AO, 2.3 mm (3.0 mm)	VAR-4030SD
Depth measuring device (2.7 mm/3.0 mm/3.5 mm/4.0 mm)	VAR-8943-15
T10 driver (3.0 mm)	VAR-8944DH
T10 screwdriver (3.0 mm)	VAR-8943-08
Bending plug caddy	VAR-4000BPC
General sterilization case	VAR-4000GC
General sterilization case insert	VAR-4000GC-01
Screw caddy VAL, 3.0 mm	VAR-3030SC-01
Bending plug cannulated, 3.0 mm	VAR-4030-04
Screw holding forceps	VAR-8941F
Drill/depth guide, locking, 3.0 mm (3.0 mm)	VAR-4030DG
Tap/drill guide, 3.0 mm/2.3 mm (3.0 mm)	VAR-4030TDG
Drill guide, variable, 3.0 mm (3.0)	VAR-4030VDG
1.14 mm K-wire drill guide, locking, 2.7 mm/3.0 mm	VAR-4030KDG*
Bone tap, 3.0 mm (3.0 mm)	VAR-4030T*
Bending iron, medium (2.4 mm/3.0 mm)	VAR-4000-08
BB-Tak, large 1.6 mm × 50 mm (2.4 mm/3.0 mm/3.5 mm)	VAR-8941BB*
BB-Tak, large, threaded 1.6 mm × 50 mm (2.4 mm/3.0 mm/3.5 mm)	VAR-8941TBB*
Guidewire w/ trocar tip, 1.1 mm × 150 mm (2.4 mm/3.0 mm)	VAR-8933K*

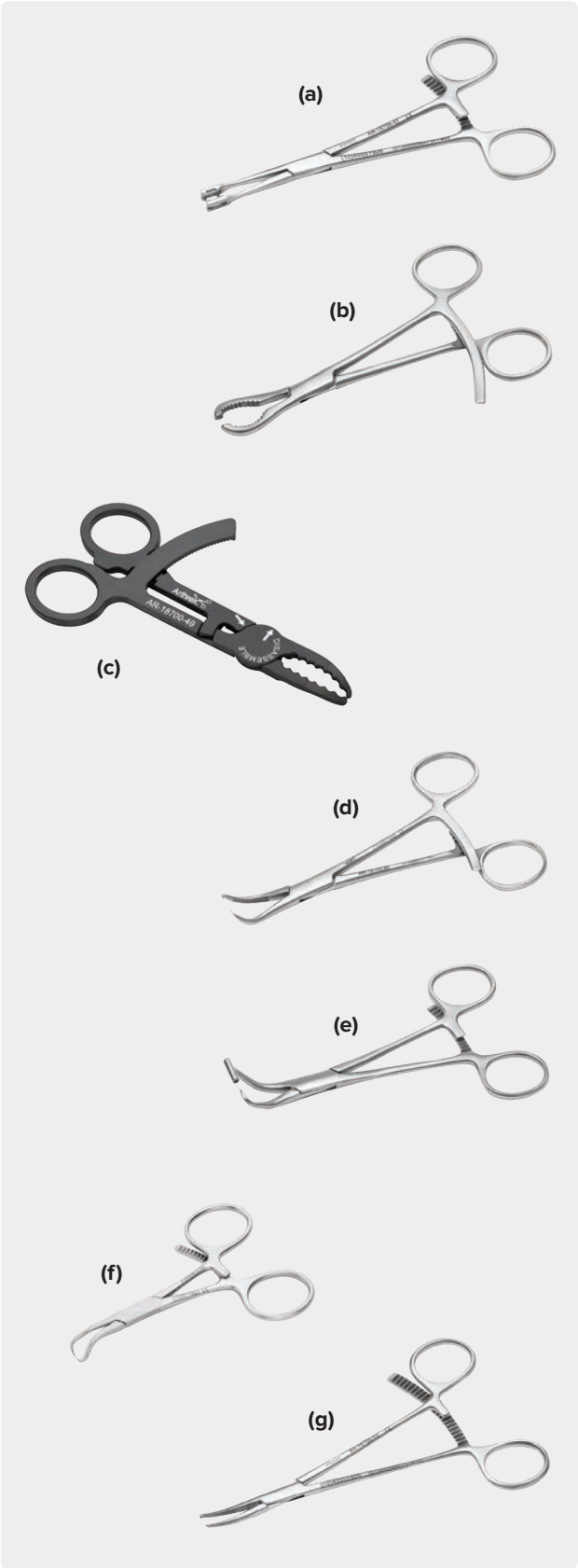
Instruments for 3.5 mm/4.0 mm OrthoLine Plating System (Matte)	VAR-3035S-01
Drill bit, solid, short, AO, 2.5 mm (3.5 mm cortical)	VAR-8943-30
Drill bit, solid, AO, 2.8 mm (3.5 mm locking)	VAR-4035D
Drill bit, solid, AO, 3.5 mm (4.0 mm)	VAR-4040D
Drill/depth guide, locking, 4.0 mm	VAR-4040DG
Depth measuring device (2.7 mm/3.0 mm/3.5 mm/4.0 mm)	VAR-8943-15
T15 driver (3.5 mm)	VAR-8941DH
T15 screwdriver (3.5 mm)	VAR-8943-10
Bending plug caddy	VAR-4000BPC
General sterilization case	VAR-4000GC
General sterilization case insert	VAR-4000GC-01
Screw caddy, 3.5 mm/4.0 mm	VAR-4035SC-02
Bending plug cannulated, 3.5 mm	VAR-4035-04
Screw holding forceps	VAR-8941F
Drill/depth guide, locking, 3.5 mm (3.5 mm)	VAR-4035DG
Drill/depth guide, locking, 4.0 mm (3.5 mm)	VAR-4040DG
Drill guide (3.5 mm)	VAR-8943-14
1.3 mm K-wire drill guide, locking, 3.5 mm	VAR-4035KDG*
Bending iron, large (3.5 mm/3.5 mm broad)	VAR-4000-09
BB-Tak, large 1.6 mm × 50 mm (2.4 mm/3.0 mm/3.5 mm)	VAR-8941BB*
BB-Tak, large, threaded 1.6 mm × 50 mm (2.4 mm/3.0 mm/3.5 mm)	VAR-8941TBB*
Guidewire w/ trocar tip, 1.3 mm × 150 mm (3.5 mm)	VAR-8937K*

Compatible OrthoLine plate size is given in parentheses
*Not included in set

OrthoLine™ Plating System Cases and Caddies

Product Image	Product Description	Item Number
	OrthoLine system case	VAR-4000GC
	Generic case insert	VAR-4000GC-01
	1.6 mm Screw caddy	VAR-3016SC-01
	2.0 mm Screw caddy	VAR-3020SC-01
	2.4 mm Screw caddy	VAR-3024SC-01
	2.7 mm Screw caddy	VAR-4027SC-01
	3.0 mm Screw caddy	VAR-3030SC-01
	3.5 mm/4.0 mm Screw caddy	VAR-4035SC-02
	Bending plug caddy	VAR-4000BPC

OrthoLine™ Fracture Reduction System

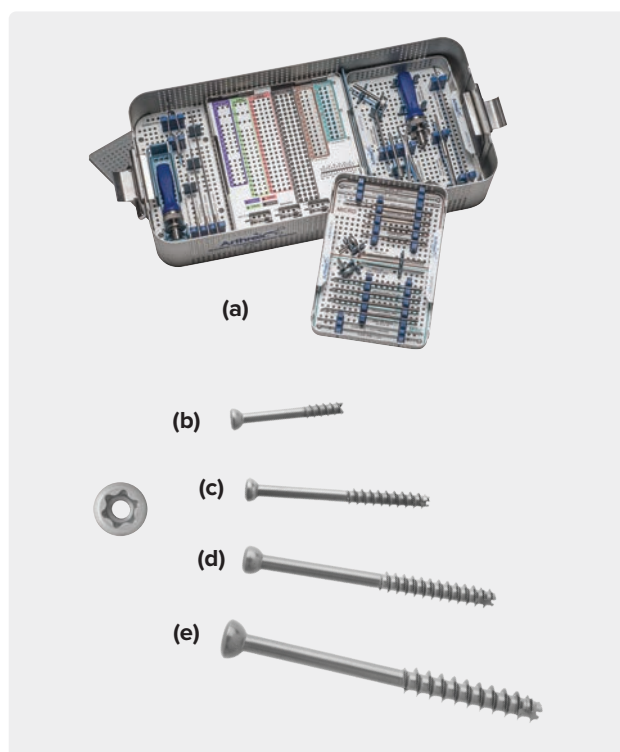


The OrthoLine fracture reduction system simplifies bone fracture relocation or transfer stability and aligns with the OrthoLine fracture management system. The strong, lightweight, carbon fiber, radiolucent lobster claw allows imaging-guided fracture reduction procedures that do not require removing clamps. The reduction forceps with guidewire hold a small bone in apposition during a fracture reduction. The clamp can help with insertion of cannulated screw guidewires.

Freer elevator	VAR-4000-10
Hohmann retractor, double-ended, 6/10 mm	VAR-4000-11
Ikuta clamp (a)	VAR-4000-12
Lobster clamp, mini (b)	VAR-4000-13
Lobster clamp, mini, radiolucent (c)	VAR-4000-14
Periosteal elevator, 6 mm, curved blade	VAR-4000-15
Pliers, needlenose	VAR-4000-16
Pointed reduction forceps (d)	VAR-4000-17
Reduction forceps, guidewire (e)	VAR-4000-18
Sharp hook	VAR-4000-19
Termite forceps (f)	VAR-4000-20
Toothed reduction forceps, Kocher (g)	VAR-4000-21

Cannulated Screw Systems

QuickFix Screws



QuickFix screws are indicated for use in bone reconstruction, osteotomy, arthrodesis, and fracture repair of bones appropriate for the size of the device.

- › Cannulated screws, partially threaded
- › Diameters: 2.0 mm, 2.4 mm, 3.0 mm, and 4.0 mm
- › Self-drilling and self-tapping
- › Hexalobe connection (Tekton Torx screwdriver)
- › Titanium

Sets and Cases

QuickFix screw instrument set (a)	AR-8737S
QuickFix screw instrument case	AR-8737C
QuickFix screw caddy	AR-8737C-SC

QuickFix Cannulated Screws

2.0 mm Titanium Partially Threaded QuickFix Screws	
QuickFix screws, cannulated, 2.0 mm × 8-30 mm (b) Sizes (mm): 8, 10, 12, 14, 16, 18, 20, 22, 24, 26, 28, 30	AR-8720-08PT to -30PT
2.4 mm Titanium Partially Threaded QuickFix Screws	
QuickFix screws, cannulated, 2.4 mm × 8-36 mm (c) Sizes (mm): 8, 10, 12, 14, 16, 18, 20, 22, 24, 26, 28, 30, 32, 34, 36	AR-8724-08PT to -36PT
3.0 mm Titanium Partially Threaded QuickFix Screws	
QuickFix screws, cannulated, 3.0 mm × 10-30 mm (d) Sizes (mm): 10, 12, 14, 16, 18, 20, 22, 24, 26, 28, 30	AR-8730-10PT to -30PT
4.0 mm Titanium Partially Threaded QuickFix Screws	
QuickFix screws, cannulated, 4.0 mm × 14-60 mm (e) Sizes (mm): 14, 16, 18, 20, 22, 24, 26, 28, 30, 32, 34, 36, 38, 40, 42, 44, 46, 48, 50, 52, 54, 56, 58, 60	AR-8740-14PTS to -60PTS

Implants

Implants for 2.0 mm/2.4 mm QuickFix Screws	
Washer, titanium, 6 mm	AR-8724W
Implants for 3.0 mm QuickFix Screws	
Washer, titanium, 6.5 mm	AR-8730W
Implants for 4.0 mm QuickFix Screws	
Washer, titanium, 7 mm	AR-8740W


Instruments

Instruments for 2.0 mm/2.4 mm QuickFix Screws	
Depth device, cannulated, 2.0 mm/2.4 mm	AR-8737-07
Drill guide, 0.86 mm/1.7 mm	AR-8737-03
Driver, cannulated, T8 hexalobe, AO	AR-8737-15
Depth gauge, 2.0 mm/2.4 mm	AR-4166
Drill guide, 1.1 mm/2.0 mm	AR-8933G
Driver, cannulated, straight, T8 hexalobe, AO	AR-8737-25
Instruments for 3.0 mm/4.0 mm QuickFix Screws	
Depth device, cannulated, 3.0 mm	AR-8737-08
Drill guide, 3.0 mm/4.0 mm	AR-8737-06
Driver, cannulated, T10 hexalobe, AO	AR-8737-16
Driver, T10 hexalobe, AO	AR-8737-38
Depth device, 3.0 mm/3.5 mm/4.0 mm	VAR-8943-15
Depth device, cannulated, 4.0 mm	AR-8737-10
Drill guide, 1.35 mm/2.6 mm	AR-8943-03
Driver, cannulated, T15 hexalobe, AO	AR-8943-12
Handle, cannulated, ratcheting, AO	AR-8950RH
Driver, cannulated, straight, T10 hexalobe, AO	AR-8737-26
Driver, cannulated, straight, T15 hexalobe, AO	AR-8737-27
Depth device, for small Compression FT screws	AR-8737-51
Screw holding forceps	VAR-8941F

Disposables and Limited Reusables

Disposables and Limited Reusables for 2.0 mm/2.4 mm QuickFix Screws	
Drill bit, cannulated, AO, 1.7 mm	AR-8737-17
Drill bit, cannulated, AO, 2.0 mm	VAR-8933-20C
Drill bit, cannulated, AO, 2.5 mm	VAR-8737-09
Countersink, cannulated, 2.0 mm/2.4 mm	AR-8737-23
Cleaning stylet, 2.0 mm/2.4 mm	AR-8737-18
Guidewire, laser line, 0.86 mm	AR-8737-21
Guidewire, laser line, threaded, 0.86 mm	AR-8737-22
Disposables and Limited Reusables for 3.0 mm QuickFix Screws	
Drill bit, cannulated, AO, 3.0 mm	AR-8933-30C
Countersink, cannulated, 3.0 mm	AR-8737-24
Cleaning stylet, 3.0 mm	AR-8737-19
Guidewire, trocar tip, laser line, 1.1 mm	AR-8737-04
Guidewire, trocar tip, laser line, threaded, 1.1 mm	AR-8737-05
Disposables and Limited Reusables for 4.0 mm QuickFix Screws	
Drill bit, cannulated, AO, 4.0 mm	AR-8737-11
Countersink, cannulated, 4.0 mm	AR-8943-05
Cleaning stylet, 4.0 mm	AR-8737-20
Guidewire, trocar tip, 1.35 mm	AR-8737-01
Guidewire, trocar tip, threaded, 1.35 mm	AR-8737-02

Micro, Mini, and Standard Headless Compression Screws



The variable-stepped thread pitch and headless design reduce the risk of profile complications, provide compression, and simplify insertion. Surgeons can now achieve zero-profile, stable fixation.

- › Compression FT screws, fully threaded
- › Diameters: 2.5 mm micro, 3.5 mm mini, 4.0 mm standard
- › Titanium

Sets and Cases

Compression FT screw caddy, common	AR-8738C-01
Micro Compression FT™ screw caddy, 2.5 mm	AR-8738C-02
Mini Compression FT™ screw caddy, 3.5 mm	AR-8738C-03
Compression FT screw caddy, standard, 4.0 mm	AR-8738C-04
Compression FT screw tray	AR-8738C
Compression FT instrument set (a)	AR-8738S

Compression FT Screws

2.5 mm Micro Compression FT Screws

Micro Compression FT screws, titanium, 2.5 mm × 8-50 mm	AR-8725-08H to -50H
Sizes (mm): 8, 9, 10, 11, 12, 13, 14, 16, 18, 20, 22, 24, 26, 28, 30, 32, 34, 36, 38, 40, 42, 44, 46, 48, 50	

3.5 mm Mini Compression FT Screws

Mini Compression FT screws, titanium, 3.0 mm × 12-60 mm	AR-8730-12H to -60H
Sizes (mm): 12, 14, 16, 18, 20, 22, 24, 26, 28, 30, 32, 34, 36, 38, 40, 42, 44, 46, 48, 50, 52, 54, 56, 58, 60	

4.0 mm Standard Compression FT Screws

Standard Compression FT screws, titanium, 4.0 mm × 16-60 mm	AR-8740-16H to -60H
Sizes (mm): 16, 18, 20, 22, 24, 26, 28, 30, 32, 34, 36, 38, 40, 42, 44, 46, 48, 50, 52, 54, 56, 58, 60	

Common Instruments

Depth device, micro/mini	AR-8737-51
Percutaneous drill guide	AR-8737-43
Obturator	AR-8737-44
Guidewire plunger	AR-8737-56
Percutaneous pin clamp	AR-8737-57
Screw holding forceps, self-retaining	AR-8941F
Handle, quick coupling, ratcheting, cannulated	AR-8950RH

Instruments

2.5 mm Instruments

Driver, cannulated, hexalobe, 1.5 mm	AR-8737-37
Driver, solid, hexalobe, 1.5 mm	AR-8737-45
Parallel guide for Micro Compression FT screws	AR-8737-48

3.5 mm/4.0 mm Instruments

Driver, cannulated, T10 hexalobe, AO	AR-8737-38
Driver, solid, T10 hexalobe, AO	AR-8950SD-10
Parallel guide for Mini Compression FT screws	AR-8737-49
Parallel guide for standard Compression FT screws	AR-8737-55

Disposables and Limited Reusables

2.5 mm Disposables and Limited Reusables

Drill bit, calibrated, cannulated, AO, 2.0 mm	AR-8737-34
Drill bit, cannulated, AO, 2.2 mm	AR-8737-58
Profile drill, AO, for Micro Compression FT screws	AR-8737-46
Easy-out extractor, for Micro Compression FT screws	AR-8737-61
Screw extractor/trephine, for Micro Compression FT/Mini Compression FT screws	AR-8737-59
Guidewire, trocar tip, 0.86 mm	AR-8737-39
Guidewire, double trocar tip, 0.86 mm	AR-8737-39KD
Guidewire, trocar tip, threaded, 0.86 mm	AR-8737-40


3.5 mm Disposables and Limited Reusables

Drill bit, calibrated, cannulated, AO, 2.7 mm	AR-8737-35
Profile drill, AO, for Mini Compression FT screws	AR-8737-47
Screw extractor/trephine, for Micro Compression FT/Mini Compression FT screws	AR-8737-59
Guidewire, trocar tip, 1.1 mm	AR-8737-41
Guidewire, double trocar tip, 1.1 mm	AR-8737-41KD
Guidewire, trocar tip, threaded, 1.1 mm	AR-8737-42

4.0 mm Disposables and Limited Reusables

Drill bit, calibrated, cannulated, 3.2 mm	AR-8737-50
Profile drill, standard	AR-8737-54
Easy-out extractor, for standard Compression FT/Micro Compression FT screws	AR-8737-62
Screw extractor/trephine, for standard Compression FT screws	AR-8737-60
Guidewire, trocar tip, 1.1 mm	AR-8737-41
Guidewire, double trocar tip, 1.1 mm	AR-8737-41KD
Guidewire, trocar tip, threaded, 1.1 mm	AR-8737-42

Large and X-Large Headless Compression Screws



Sets and Cases

Large Compression FT screw case	AR-8750C
Compression screw caddy, 7.0 mm	AR-8750CSC-01
Compression screw caddy, 5.0 mm	AR-8750C-SC-02
Lid, for 7.0 mm Compression FT screw caddy	AR-8750C-SC-03
Lid, for 5.0 mm Compression FT screw caddy	AR-8750C-SC-04
Large Compression FT instrument set (a)	AR-8750S

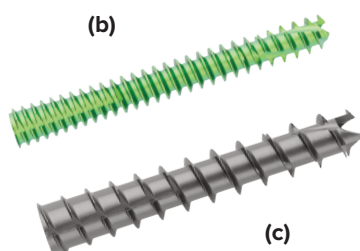
Compression FT Screws

5.0 mm Large Compression FT Screws

Compression FT screws, large, titanium, 5.0 mm × 20-90 mm (b)	AR-8750-20H to -90H
Sizes (mm): 20, 22, 24, 26, 28, 30, 32, 34, 36, 38, 40, 42, 44, 46, 48, 50, 55, 60, 65, 70, 75, 80, 85, 90	

7.0 mm X-Large Compression FT Screws

Compression FT screws, X-large, titanium, 7.0 mm × 35-140 mm (c)	AR-8770-35H to -140H
Sizes (mm): 35, 40, 45, 50, 55, 60, 65, 70, 75, 80, 85, 90, 95, 100, 105, 110, 115, 120, 125, 130, 135, 140	



Hexalobe T15



Hexalobe T25

Instruments

5.0 mm Instruments

Depth device for cannulated screws	AR-8750-01
Percutaneous drill guide	AR-8750-02
Driver, cannulated, ISO, T15 hexalobe, AO	AR-8750-03
Driver, ISO, T15 hexalobe, AO	AR-8750-06
Guidewire sleeve, 1.57 mm	AR-8750-07
Soft-tissue protector, 1.57 mm	AR-8750-08
Drill sleeve, 5.0 mm, for large Compression FT screws	AR-8750-12
Guidewire plunger	AR-8737-56
Screw holding forceps, self-retaining	AR-8941F

7.0 mm Instruments

T25 hexalobe, ISO, cannulated	AR-8770-01
T25 hexalobe, ISO, solid	AR-8770-04
Guidewire sleeve, 2.4 mm	AR-8770-05
Soft-tissue protector, 2.4 mm	AR-8770-06
Drill sleeve, for 7.0 mm X-large Compression FT screws	AR-8770-09
Axial handle, trilobe quick coupling, ratcheting	AR-8770RH
T-handle, trilobe, quick coupling	AR-8770TH
Hook, sharp	AR-8943-21
Handle, large, AO, ratcheting, cannulated	AR-8970RH


Disposables and Limited Reusables

5.0 mm Disposables and Limited Reusables

Drill bit, cannulated, 3.2 mm	AR-8750-04
Drill bit, cannulated, long, 3.2 mm	AR-8750-09
Drill bit, cannulated, 3.7 mm	AR-8750-13
Profile drill, 5.0 mm, for large Compression FT screws	AR-8750-05
Easy-out extractor, 5.0 mm, for large Compression FT screws	AR-8750-10
Screw extractor/trephine, 5.0 mm, for large Compression FT screws	AR-8750-11
Guidewire, trocar tip, 1.6 mm × 235 mm	AR-8750K
Guidewire, trocar tip, threaded, 1.6 mm × 235 mm	AR-8750KT

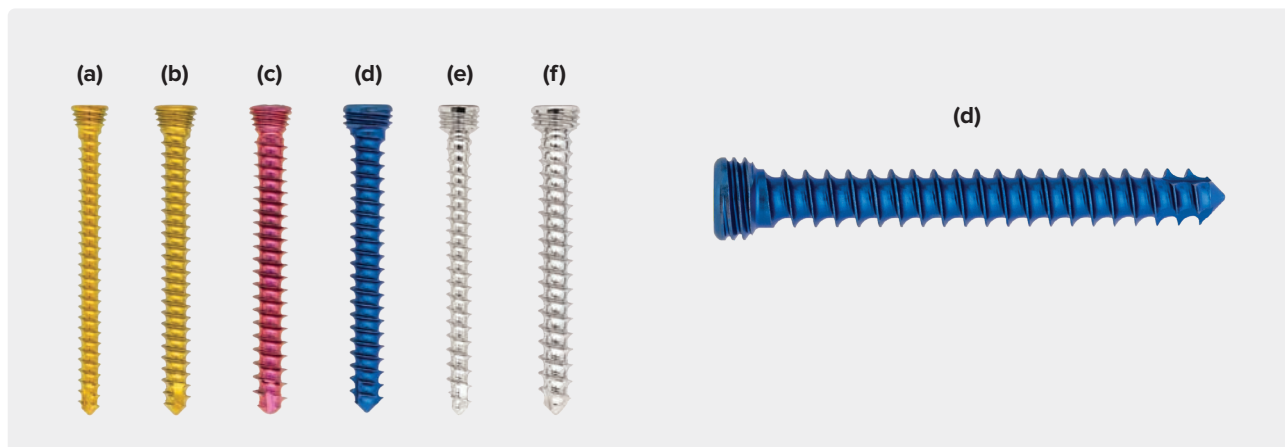
7.0 mm Disposables and Limited Reusables

Drill bit, cannulated, 5.0 mm	AR-8770-02
Profile drill, for 7.0 mm X-large Compression FT screws	AR-8770-03
Screw extractor/trephine, for 7.0 mm X-large Compression FT screws	AR-8770-08
Guidewire, trocar tip, 2.35 mm × 235 mm	AR-8770K
Guidewire, trocar tip, threaded, 2.35 mm × 235 mm	AR-8770KT



KreuLock™ Screw System

KreuLock Compression Screws



The KreuLock compression screws combine the same proven variable-stepped pitch technology found in the headless Compression FT screws with a locking head.

Features and Benefits

- › Compress fractures and bony fragments and bring the plate to the bone while also locking into the plate
- › May eliminate the need to use a nonlocking screw and its later replacement with a locking screw, thus saving time
- › Compatible with existing plating systems of the same size
- › Six KreuLock screw families available, housed in individual modules with size-specific instrumentation
- › Customizable universal tray can fit 2 caddies
- › Offered in titanium and stainless steel

Screws

2.4 mm Titanium KreuLock Compression Screws (a)

KreuLock compression screws, titanium, AR-8724VCL-10 to -40
 2.4 mm × 10-40 mm
 Sizes (mm): 10, 12, 14, 16, 18, 20, 22, 24, 26, 28, 30, 32, 34, 36, 38, 40

2.7 mm Stainless Steel KreuLock Compression Screws (e)

KreuLock compression screws, stainless steel, AR-8827CL-10 to -60
 2.7 mm × 10-60 mm
 Sizes (mm): 10, 12, 14, 16, 18, 20, 22, 24, 26, 28, 30, 32, 34, 36, 38, 40, 42, 44, 46, 48, 50, 52, 54, 56, 58, 60

3.0 mm Titanium KreuLock Compression Screws (b)

KreuLock compression screws, titanium, AR-8933VCL-12 to -40
 3.0 mm × 12-40 mm
 Sizes (mm): 12, 14, 16, 18, 20, 22, 24, 26, 28, 30, 32, 34, 36, 38, 40

3.0 mm, Titanium, Hybrid, VAL KreuLock Compression Screws (c)

KreuLock compression screws, hybrid, VAL, titanium, AR-8933HVCL-12 to -60
 3.0 mm × 12-60 mm
 Sizes (mm): 12, 14, 16, 18, 20, 22, 24, 26, 28, 30, 32, 34, 36, 38, 40, 42, 44, 46, 48, 50, 52, 54, 56, 58, 60

3.5 mm Titanium KreuLock Compression Screws (d)

KreuLock compression screws, titanium, AR-8935CL-12 to -60
 3.5 mm × 12-40 mm
 Sizes (mm): 12, 14, 16, 18, 20, 22, 24, 26, 28, 30, 32, 34, 36, 38, 40, 42, 44, 46, 48, 50, 52, 54, 56, 58, 60

3.5 mm Stainless Steel KreuLock Compression Screws (f)


KreuLock compression screws, stainless steel, AR-8835CL-12 to -50
 3.5 mm × 12-50 mm
 Sizes (mm): 12, 14, 16, 18, 20, 22, 24, 26, 28, 30, 32, 34, 36, 38, 40, 42, 44, 46, 48, 50

Instruments

Instruments for 2.4 mm Titanium VAL Screw System	
Profile drill, VAL, 2.4 mm	AR-8724VD-01
Drill guide, locking, 2.4 mm, qty. 2	AR-8950-04
Drill guide, 1.7 mm/2.5 mm	AR-8916-05
Drill guide, VAL, 2.4 mm	AR-8724GV
Drill guide, VAL, locking, 2.4 mm, qty. 2	AR-8724GVN
Depth device, 2.4 mm	AR-13120G-2
Driver, T8, solid, qty. 2	AR-8916-27
KreuLock™ compression screw caddy	AR-8724VCLC
Instruments for 2.7 mm Stainless Steel Screw System	
Profile drill, 2.7 mm	AR-8827D-03
Drill guide, locking, 2.7 mm, qty. 2	AR-8943-17
Drill guide, locking, long, 2.7 mm, qty. 2	AR-8963-08
Drill guide, 2.7 mm/2.0 mm	AR-8827D-02
Driver, T10, solid, qty. 2	AR-8944DH
Screwdriver, T10	AR-8943-08
KreuLock compression screw caddy	AR-8827CLC
Instruments for 3.0 mm Titanium VAL Screw System	
Profile drill, VAL, 3.0 mm	AR-8933VD-01
Drill guide, 2.0 mm/3.0 mm	AR-8943-31
Drill guide, locking, 3.0 mm, qty. 2	AR-8950-07
Drill guide, VAL, 3.0 mm	AR-8933GV
Drill guide, VAL, locking, 3.0 mm, qty. 2	AR-8933GVN
Driver, T10, solid, qty. 2	AR-8944DH
Depth device, 3.0 mm	AR-4166
KreuLock compression screw caddy	AR-8933VCLC
Instruments for 3.0 mm Titanium Hybrid VAL Screw System	
Profile drill, hybrid, VAL, 3.0 mm	AR-8933HVD-01
Drill guide, hybrid, locking, 3.0 mm, qty. 2	AR-8933HGL
Drill guide, hybrid, VAL, locking, 3.0 mm, qty. 2	AR-8933HGV
Drill guide, 2.6 mm/1.35 mm	AR-8943-03
Driver, T10, solid, qty. 2	AR-8944DH
Depth device, hybrid, 3.0 mm/3.5 mm	AR-8943-15
KreuLock compression screw caddy	AR-8933HVCLC
Instruments for 3.5 mm Titanium Screw System	
Profile drill 3.5 mm	AR-8935D-01
Driver, T15, solid, qty. 2	AR-8941DH
Drill guide, locking, 3.5 mm, qty. 2	AR-8943-43
Depth device, 3.5 mm	AR-8943-15
Drill guide, 2.6 mm/1.35 mm	AR-8943-03
KreuLock compression screw caddy	AR-8935CLC
Instruments for 3.5 mm Stainless Steel Screw System	
Profile drill, 3.5 mm	AR-8935D-01
Drill guide, locking, 3.5 mm, qty. 2	AR-8943-43
Screwdriver, T15	AR-8943-10
Driver, T15, solid, qty. 2	AR-8941DH
Depth device, 2.7 mm/3.5 mm/4.0 mm	AR-8943-15
KreuLock compression screw caddy	AR-8835CLC

Disposables and Limited Reusables

Disposables for 2.4 mm Titanium VAL Screw System	
Drill bit, 1.7 mm, qty. 2	AR-8916-14
Drill bit, 2.4 mm	AR-4160-24
BB-Tak, threaded, qty. 2	AR-13226T
BB-Tak, qty. 2	AR-13226
Disposables for 2.7 mm Stainless Steel Screw System	
Drill bit, 2.0 mm, qty. 2	AR-8943-16
Drill bit, long, 2.0 mm, qty. 2	AR-8963-05
Drill Bit, 2.7 mm, qty. 2	AR-8827D-01
BB-Tak, threaded, qty. 2	AR-13226T
BB-Tak, qty. 2	AR-13226
Disposables for 3.0 mm Titanium VAL Screw System	
Drill bit, 2.0 mm, qty. 2	AR-8944-22
Drill bit, 3.0 mm	AR-8950-05
BB-Tak, threaded, qty. 2	AR-13226T
BB-Tak, qty. 2	AR-13226
Disposables for 3.0 mm Titanium Hybrid VAL Screw System	
Drill bit, 2.5 mm, qty. 2	AR-8933HD
BB-Tak, threaded, qty. 2	AR-13226T
BB-Tak, qty. 2	AR-13226
Disposables for 3.5 mm Titanium Screw System	
Drill bit, 2.5 mm, qty. 2	AR-8943-42
Drill bit, 3.5 mm	AR-4160-35
BB-Tak, threaded, qty. 2	AR-8970-09T
BB-Tak, qty. 2	AR-8970-09
Disposables for 3.5 mm Stainless Steel Screw System	
Drill bit, 2.5 mm, qty. 2	AR-8943-42
BB-Tak, threaded, qty. 2	AR-8970-09T
BB-Tak, qty. 2	AR-8970-09



Titanium KreuLock™ Screw System Caddies



(a)



(b)



(c)



(d)

2.4 mm KreuLock Compression Screw System (AR-8724VCLS) (a)

Profile drill, VAL, 2.4 mm	AR-8724VD-01
Drill guide, locking, 2.4 mm, qty. 2	AR-8950-04
Drill guide, 1.7 mm/2.5 mm	AR-8916-05
Drill guide, VAL, 2.4 mm	AR-8724GV
Drill guide, VAL, 2.4 mm, qty. 2	AR-8724GVN
Depth device, 2.4 mm	AR-13120G-2
Driver, T8, solid, qty. 2	AR-8916-27
Drill bit, 1.7 mm, qty. 2	AR-8916-14
Drill bit, 2.4 mm	AR-4160-24
BB-Tak, threaded, qty. 2	AR-13226T
BB-Tak, qty. 2	AR-13226

3.0 mm KreuLock Compression Screw System (AR-8933VCLS) (b)

Profile drill, VAL, 3.0 mm	AR-8933VD-01
Drill guide, 2.0 mm/3.0 mm	AR-8943-31
Drill guide, locking, 3.0 mm, qty. 2	AR-8950-07
Drill guide, VAL, 3.0 mm	AR-8933GV
Drill guide, VAL, 3.0 mm, qty. 2	AR-8933GVN
Driver, T10, solid, qty. 2	AR-8944DH
Depth device, 3.0 mm	AR-4166
Drill bit, 2.0 mm, qty. 2	AR-8944-22
Drill bit, 3.0 mm	AR-8950-05
BB-Tak, threaded, qty. 2	AR-13226T
BB-Tak, qty. 2	AR-13226

3.0 mm Hybrid KreuLock Compression Screw System (AR-8933HVCLS) (c)

Profile drill, hybrid, VAL, 3.0 mm	AR-8933HVD-01
Drill guide, hybrid, locking, 3.0 mm, qty. 2	AR-8933HGL
Drill guide, hybrid, VAL, 3.0 mm, qty. 2	AR-8933HGV
Drill guide, 2.6 mm/1.35 mm	AR-8943-03
Driver, T10, solid, qty. 2	AR-8944DH
Depth device, hybrid, 3.0 mm/3.5 mm	AR-8943-15
Drill bit, 2.5 mm, qty. 2	AR-8933HD
BB-Tak, threaded, qty. 2	AR-13226T
BB-Tak, qty. 2	AR-13226

3.5 mm KreuLock Compression Screw System (AR-8935CLS) (d)

Profile drill 3.5 mm	AR-8935D-01
Driver, T15, solid, qty. 2	AR-8941DH
Drill guide, locking, 3.5 mm, qty. 2	AR-8943-43
Depth device, 3.5 mm	AR-8943-15
Drill guide, 2.6 mm/1.35 mm	AR-8943-03
Drill bit, 2.5 mm, qty. 2	AR-8943-42
Drill bit, 3.5 mm	AR-4160-35
BB-Tak, threaded, qty. 2	AR-8970-09T
BB-Tak, qty. 2	AR-8970-09

Stainless Steel KreuLock™ Screw System Caddies

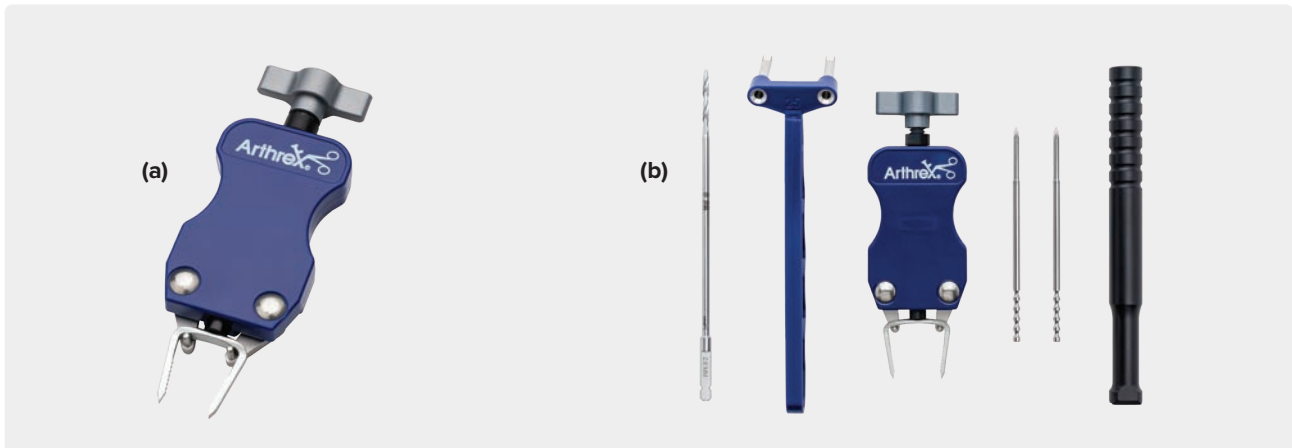


2.7 mm KreuLock Compression Screw System (AR-8827CLS) (e)	
Profile drill, 2.7 mm	AR-8827D-03
Drill guide, locking, 2.7 mm, qty. 2	AR-8943-17
Drill guide, locking, long, 2.7 mm, qty. 2	AR-8963-08
Drill guide, 2.7 mm/2.0 mm	AR-8827D-02
Driver, T10, solid, qty. 2	AR-8944DH
Screwdriver, T10	AR-8943-08
Drill bit, 2.0 mm, qty. 2	AR-8943-16
Drill bit, long, 2.0 mm, qty. 2	AR-8963-05
Drill bit, 2.7 mm, qty. 2	AR-8827D-01
BB-Tak, threaded, qty. 2	AR-13226T
BB-Tak, qty. 2	AR-13226

3.5 mm KreuLock Compression Screw System (AR-8835CLS) (f)	
Profile drill, 3.5 mm	AR-8935D-01
Drill guide, locking, 3.5 mm, qty. 2	AR-8943-43
Screwdriver, T15	AR-8943-10
Driver, T15, solid, qty. 2	AR-8941DH
Depth device, 2.7 mm/3.5 mm/4.0 mm	AR-8943-15
Drill bit, 2.5 mm, qty. 2	AR-8943-42
BB-Tak, threaded, qty. 2	AR-8970-09T
BB-Tak, qty. 2	AR-8970-09

Staples

DynaNite® Nitinol Compression Staples



DynaNite compression staples provide low-profile fixation in a self-compressing design that continues to apply compression throughout the healing phase. These nitinol staples are available in 14 different size combinations, offering a range of bridge widths and leg lengths.

Features and Benefits

- › Low-profile, 1.0 mm bridge height available in sizes: 9 mm × 7 mm, 9 mm × 10 mm, 11 mm × 10 mm, 11 mm × 12 mm, and 11 mm × 15 mm
- › Easy-to-use instrumentation makes insertion quick and accurate
- › Staple is delivered preloaded on the DynaNite delivery device; the staple is also reloadable, should this be required
- › Trocar-tipped alignment pins provide a great bite in bone and are particularly useful for fluoroscopy
- › Ergonomically designed DynaNite delivery device allows the surgeon to control the opening of the staple legs
- › Drill guide windows facilitate easy location of staple legs in drilled holes
- › Sold in single-use disposables kits

Full DynaNite® SuperMX™ Staple Kits

DynaNite SuperMX staple, 15 mm × 15 mm	AR-8719MX-1515
DynaNite SuperMX staple, 18 mm × 15 mm	AR-8719MX-1815
DynaNite SuperMX staple, 18 mm × 18 mm	AR-8719MX-1818
DynaNite SuperMX staple, 20 mm × 15 mm	AR-8719MX-2015
DynaNite SuperMX staple, 20 mm × 20 mm (a)	AR-8719MX-2020
DynaNite SuperMX staple, 25 mm × 20 mm	AR-8719MX-2520
DynaNite SuperMX staple, 25 mm × 20 mm, with instruments	AR-8719MXDS-2520
DynaNite SuperMX staple, 15 mm × 15 mm, with instruments	AR-8719MXDS-1515
DynaNite SuperMX staple, 18 mm × 15 mm, with instruments	AR-8719MXDS-1815
DynaNite SuperMX staple, 18 mm × 18 mm, with instruments	AR-8719MXDS-1818
DynaNite SuperMX staple, 20 mm × 15 mm, with instruments	AR-8719MXDS-2015
DynaNite SuperMX staple, 20 mm × 20 mm, with instruments (b)	AR-8719MXDS-2020

Full DynaNite Staple Kits

DynaNite staple, nitinol, 9 mm × 7 mm, with instruments	AR-8717DS-0907
DynaNite staple, nitinol, 9 mm × 10 mm, with instruments	AR-8717DS-0910
DynaNite staple, nitinol, 11 mm × 10 mm, with instruments	AR-8717DS-1110
DynaNite staple, nitinol, 11 mm × 15 mm/12 mm, with instruments	AR-8717DS-111512
DynaNite staple, nitinol, 13 mm × 10 mm, with instruments	AR-8718DS-1310
DynaNite staple, nitinol, 13 mm × 15 mm/12 mm, with instruments	AR-8718DS-131512
DynaNite staple, nitinol, 15 mm × 12 mm, with instruments	AR-8718DS-1512
DynaNite staple, nitinol, 15 mm × 15 mm, with instruments	AR-8719DS-1515
DynaNite staple, nitinol, 18 mm × 15 mm, with instruments	AR-8719DS-1815
DynaNite staple, nitinol, 18 mm × 18 mm, with instruments	AR-8719DS-1818
DynaNite staple, nitinol, 18 mm × 18 mm/15 mm, with instruments	AR-8719DS-181815
DynaNite staple, nitinol, 20 mm × 15 mm, with instruments	AR-8719DS-2015
DynaNite staple, nitinol, 20 mm × 20 mm, with instruments	AR-8719DS-2020
DynaNite staple, nitinol, 25 mm × 20 mm, with instruments	AR-8719DS-2520

Staple and Inserter Only

DynaNite staple, nitinol, 9 mm × 7 mm	AR-8717-0907
DynaNite staple, nitinol, 9 mm × 10 mm	AR-8717-0910
DynaNite staple, nitinol, 11 mm × 10 mm	AR-8717-1110
DynaNite staple, nitinol, 11 mm × 15 mm/12 mm	AR-8717-111512
DynaNite staple, nitinol, 13 mm × 10 mm	AR-8718-1310
DynaNite staple, nitinol, 13 mm × 15 mm/12 mm	AR-8718-131512
DynaNite staple, nitinol, 15 mm × 12 mm	AR-8718-1512
DynaNite staple, nitinol, 15 mm × 15 mm	AR-8719-1515
DynaNite staple, nitinol, 18 mm × 15 mm	AR-8719-1815
DynaNite staple, nitinol, 18 mm × 18 mm	AR-8719-1818
DynaNite staple, nitinol, 18 mm × 18 mm/15 mm	AR-8719-181815
DynaNite staple, nitinol, 20 mm × 15 mm	AR-8719-2015
DynaNite staple, nitinol, 20 mm × 20 mm	AR-8719-2020
DynaNite staple, nitinol, 25 mm × 20 mm	AR-8719-2520

Optional

Sizing guide	AR-8717T
--------------	----------



Sutures

58	Closing VetSuture™ Suture (Nonabsorbable)
58	Nylon
58	Polypropylene
59	Closing VetSuture™ Suture (Absorbable)
59	MonoPGA-PCL
59	PolyPGA
60	Polydioxanone
61	Suture
61	Braided Sutures
62	FiberWire® Suture
63	TigerWire® Suture
63	FiberStick™ and TigerStick® Suture
64	FiberLoop® and TigerLoop™ Suture
64	SutureTape
65	FiberTape® and TigerTape™ Suture
65	LabralTape™ Suture
66	FiberTape® Cerclage System
67	Suture Cutters and Accessories
67	FiberWire® Suture Scissors
67	FingerShield™ Finger Guard
67	FiberWire Tensioner

Closing VetSuture™ Suture (Nonabsorbable)

Manufactured by German-designed robotics for unmatched consistency, VetSuture needles are engineered for strength, sharpness, and ductility to provide consistency with each pass. Every needle is treated with a black coating, reducing glare and enhancing visibility.

Available in a variety of sizes and needle types, VetSuture suture is configured in racetrack packaging to minimize memory.

Nylon



Blue, nonabsorbable, monofilament nylon is a polyamide suture with characteristically high tensile strength. The uniform smooth surface permits easy passage through tissue.

Common uses for this type of suture include:

- › General and skin closure
- › Muscle retention for permanent fixation
- › Plastic surgery
- › Ophthalmology
- › Microsurgery
- › Cardiovascular surgery
- › Gastroenterology

4-0 VetSuture suture, 45 cm, blue, with 19 mm, 3/8 circle, reverse cutting needle (FS-2), qty. 12	VAR-A662
3-0 VetSuture suture, 75 cm, blue, with 24 mm, 3/8 circle, reverse cutting needle (FS-2), qty. 12	VAR-A669
2-0 VetSuture suture, 45 cm, blue, with 26 mm, 3/8 circle, reverse cutting needle (FS), qty. 12	VAR-A664

Polypropylene



Inert, smooth, easy to handle and to knot securely, polypropylene is our most versatile nonabsorbable monofilament suture. Its tensile strength is superior to other true monofilaments. Additionally, a unique extruding technique ensures a uniformly round cross section and a strand that passes easily through tissue with better knot security and fewer throws.

Common uses for this type of suture include:

- › General and skin closure
- › Muscle retention for permanent fixation
- › Plastic surgery
- › Ophthalmology
- › Microsurgery
- › Cardiovascular surgery
- › Neurosurgery

4-0 VetSuture suture, 45 cm, blue, with 19 mm, 3/8 circle, reverse cutting needle (FS-2), qty. 12	VAR-J8683
3-0 VetSuture suture, 45 cm, blue, with 19 mm, 3/8 circle, reverse cutting needle (FS-2), qty. 12	VAR-J8665

Closing VetSuture™ Suture (Absorbable)

MonoPGA-PCL



This violet, synthetic absorbable monofilament has excellent pliability and handling characteristics. It retains 42% to 76% tensile strength at 7 days and 36% to 52% tensile strength at 14 days; it is essentially absorbed at 90 days. MonoPGA-PCL offers significantly less drag than absorbable synthetic sutures, provides excellent knot security, and offers a consistently reliable breaking strength, retention, and absorption rate. These characteristics make it very popular for subcuticular closure and soft-tissue approximation.

Common uses for this type of suture include:

- › General and skin closure
- › Urology
- › Gastroenterology

Taper Point Needles	
4-0 VetSuture suture, 75 cm, violet, with 17 mm, 1/2 circle, taper point needle (RB-1), qty. 12	VAR-Y214
4-0 VetSuture suture, 75 cm, violet, with 26 mm, 1/2 circle, taper point needle (SH), qty. 12	VAR-Y415
3-0 VetSuture suture, 75 cm, violet, with 26 mm, 1/2 circle, taper point needle (SH), qty. 12	VAR-Y316
Reverse Cutting Needles	
4-0 VetSuture suture, 90 cm, violet, with 19 mm, 3/8 circle, reverse cutting needle (FS-2), qty. 12	VAR-Y922
3-0 VetSuture suture, 90 cm, violet, with 19 mm, 3/8 circle, reverse cutting needle (FS-2), qty. 12	VAR-Y923
3-0 VetSuture suture, 90 cm, violet, with 24 mm, 3/8 circle, reverse cutting needle (FS-1), qty. 12	VAR-Y942
2-0 VetSuture suture, 90 cm, violet, with 24 mm, 3/8 circle, reverse cutting needle (FS-1), qty. 12	VAR-Y943

PolyPGA



The extraordinarily smooth, low-friction proprietary coating on this suture reduces tissue drag. PolyPGA is a synthetic absorbable, braided suture with exceptional strength that ensures closure through the critical wound-healing period up to 4 weeks. Its synthetic nature minimizes the likelihood of tissue inflammation and is ideal for tissues requiring knot security. It retains approximately 50% of its high initial strength at 2 weeks and 20% at 3 weeks. Furthermore, the use of this suture is appropriate for most tissues.

Common uses for this type of suture include:

- › Ophthalmology and dental surgery
- › General and skin closure
- › Urology
- › Gastroenterology

3-0 VetSuture suture, 75 cm, with 19 mm, 3/8 circle, reverse cutting needle (FS-2), qty. 12	VAR-G398
---	----------

Polydioxanone



This violet, medium-term synthetic absorbable monofilament is indicated for use in general soft-tissue approximation and/or ligation. It boasts a high initial tensile strength, providing wound support for slow-healing tissues such as muscle and fascia. It features a soft, pliable construct with absorbability and extended wound support for up to 6 weeks. It retains 80% to 90% tensile strength at 14 days, 60% to 82% tensile strength at 28 days, and 47% to 79% tensile strength at 42 days; it is essentially absorbed between 180 and 220 days.

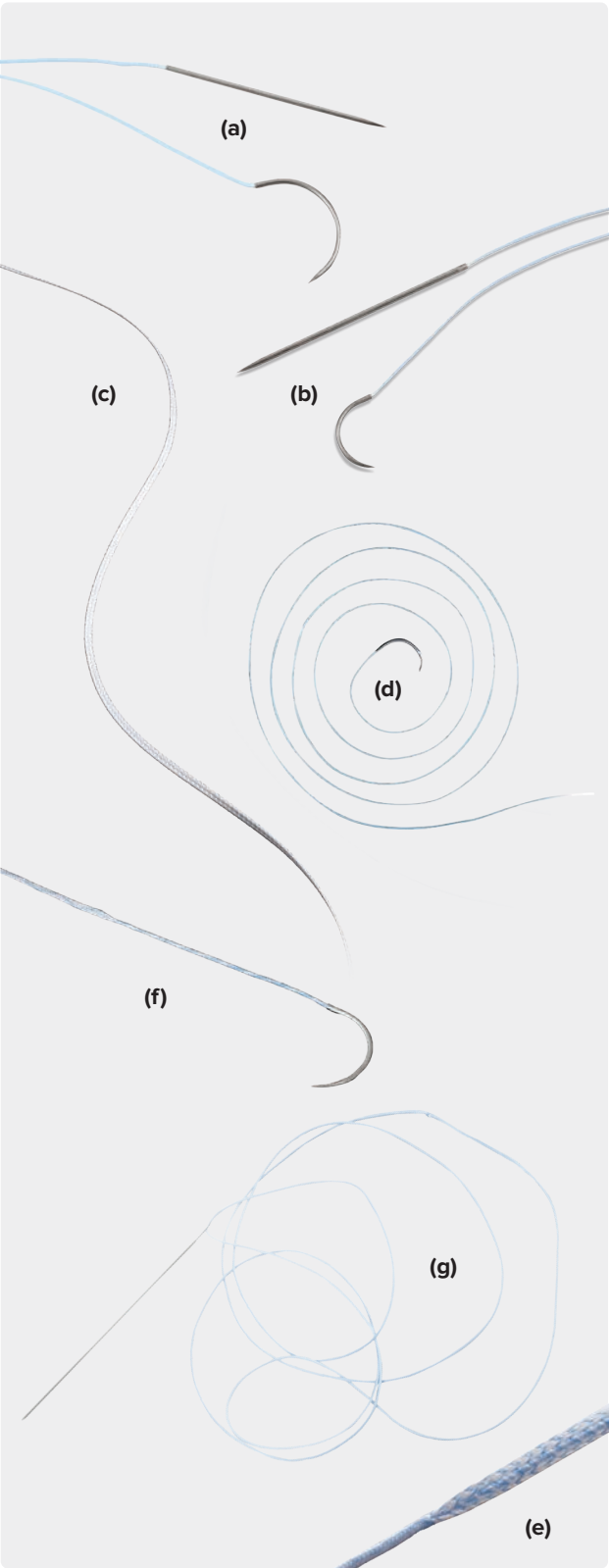
Common uses for this type of suture include:

- › Areas that need longer support than other suture variants provide
- › Fibrous tissue
- › Subcutaneous, Scarpa’s fascia, and muscle applications
- › High-tension wound approximation
- › Orthopedic capsule closure

Taper Point Needles	
4-0 VetSuture suture, 75 cm, violet, with 17 mm, ½ circle, taper point needle (RB-1), qty. 12	VAR-R304
3-0 VetSuture suture, 75 cm, violet, with 26 mm, ½ circle, taper point needle (SH), qty. 12	VAR-R316
2-0 VetSuture suture, 75 cm, violet, with 26 mm, ½ circle, taper point needle (SH), qty. 12	VAR-R317
2-0 VetSuture suture, 75 cm, violet, with 26 mm, ½ circle, taper point needle (CT-2), qty. 12	VAR-R333
0 VetSuture suture, 75 cm, violet, with 26 mm, ½ circle, taper point needle (CT-2), qty. 12	VAR-R334
2-0 VetSuture suture, 75 cm, violet, with 36 mm, ½ circle, taper point needle (CT-1), qty. 12	VAR-R340
Reverse Cutting Needles	
4-0 VetSuture suture, 75 cm, violet, with 19 mm, ⅜ circle, reverse cutting needle (FS-2), qty. 12	VAR-R422
3-0 VetSuture suture, 75 cm, violet, with 19 mm, ⅜ circle, reverse cutting needle (FS-2), qty. 12	VAR-R035
4-0 VetSuture suture, 75 cm, violet, with 24 mm, ⅜ circle, reverse cutting needle (FS-1), qty. 12	VAR-R037
2-0 VetSuture suture, 75 cm, violet, with 26 mm, ½ circle, reverse cutting needle (CP-2), qty. 12	VAR-R969
2-0 VetSuture suture, 75 cm, violet, with 24 mm, ⅜ circle, reverse cutting needle (FS-1), qty. 12	VAR-R034
0 VetSuture suture, 75 cm, violet, with 36 mm, ½ circle, reverse cutting needle (CP-1), qty. 12	VAR-R467
1 VetSuture suture, 75 cm, violet, with 36 mm, ½ circle, reverse cutting needle (CP-1), qty. 12	VAR-R468


Suture

Braided Sutures



#5 FiberWire® canine cruciate kit, with needles, qty. 10 (a)	VAR-2000
#2 FiberWire canine cruciate kit, with needles, qty. 10 (b)	VAR-2002
#2 FiberWire suture, 38 cm, blue, qty. 12 (c)	AR-7233
#5 FiberWire suture, 38 cm, blue, qty. 12 (d)	AR-7210
FiberTape® suture, 2 mm, 91.4 cm, blue, each end tapered to #2 FiberWire suture, qty. 6 (e)	AR-7237
FiberTape suture, 2 mm, 17.8 cm working length, 76.2 cm overall, blue, each end tapered to #2 FiberWire suture, qty. 6	AR-7237-7
SutureTape, 1.3 mm, 101.6 cm, white/blue, tapered ends, with 26.5 mm, ½ circle, tapered needle, qty. 12 (f)	AR-7500
LabralTape™ suture, 1.5 mm, 91.4 cm, white, qty. 12	AR-7276
#2 FiberLoop® suture, 50.8 cm, blue, with straight needle, qty. 12 (g)	AR-7234
#2-0 FiberWire suture, 46 cm, blue, with 17.9 mm, ¾ circle, tapered needle, qty. 12	AR-7220

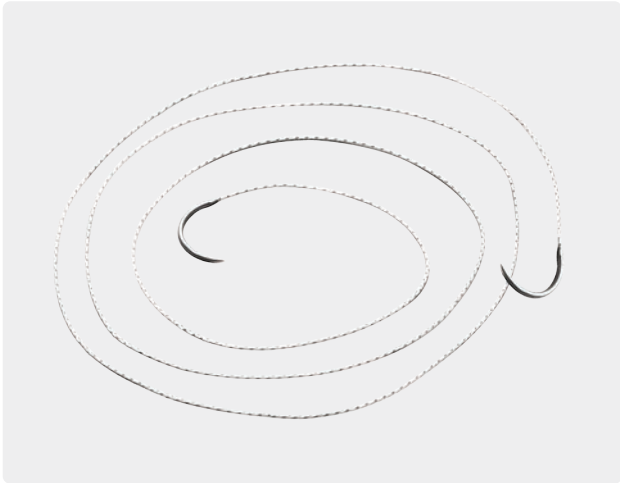
FiberWire® Suture



- › Multistranded core of UHMWPE
- › Polyester braiding for improved handling characteristics and high strength
- › FiberWire sutures are colored differently from TigerWire sutures to facilitate suture identification during joint reconstruction and soft-tissue repairs
- › FiberWire suture has a soft feel and its abrasion resistance is unequalled in orthopedic surgery

#2 FiberWire suture, 96.5 cm, blue, with 26.5 mm, ½ circle, tapered needle, qty. 12	AR-7200
#2 FiberWire suture, 96.5 cm, 1 blue, 1 white/black, qty. 12	AR-7201
#2 FiberWire suture, 96.5 cm, 1 white, 1 blue/black, qty. 12	AR-7240
#2 FiberWire suture, 96.5 cm, blue, with 36.6 mm, ½ circle, reverse cutting needle, qty. 12	AR-7202
#2 FiberWire suture, 96.5 cm, blue, with two 26.5 mm, ½ circle, tapered needles, qty. 12	AR-7205
#2 FiberWire suture, 96.5 cm, blue, with 36.6 mm, ½ circle, tapered needle, qty. 12	AR-7206
#2 FiberWire suture, 96.5 cm, blue, with 2 needles, for NeedlePunch® suture passing instrument, qty. 10	AR-7207
#2 FiberWire suture, 96.5 cm, 1 blue, 1 white/black, with 26.5 mm, ½ circle, tapered needle, qty. 12	AR-7208
#5 FiberWire suture, 96.5 cm, blue, qty. 12	AR-7210
#5 FiberWire suture, 96.5 cm, blue, with 48 mm, ½ circle, conventional cutting needle, qty. 12	AR-7211
#5 FiberWire suture, 96.5 cm, blue, 48 mm, ½ circle, conventional cutting needle and 26.5 mm, ½ circle, tapered needle, qty. 12	AR-7213
#2-0 FiberWire suture, 46 cm, blue, with 17.9 mm, ⅜ circle, tapered needle, qty. 12	AR-7220
#2-0 FiberWire suture, 96.5 cm, blue, qty. 2	AR-7221
#2-0 suture shuttle loop, 40 mm, for NeedlePunch suture passing instrument, qty. 15	AR-7224
#3-0 FiberWire suture, 46 cm, blue, with 15 mm, ⅜ circle, tapered needle, qty. 12	AR-7227-01
#3-0 FiberWire suture, 46 cm, blue, 16.3 mm, ⅜ circle, reverse cutting needle, qty. 12	AR-7227-02
#4-0 FiberWire suture, 46 cm, blue, with 18.7 mm, ⅜ circle, diamond point needle, qty. 12	AR-7228
#4-0 FiberWire suture, 46 cm, blue, with 12.3 mm, ⅜ circle, tapered needle, qty. 12	AR-7230-01
#4-0 FiberWire suture, 46 cm, blue, with 11.9 mm, ⅜ circle, reverse cutting needle, qty. 12	AR-7230-02
#2 FiberWire suture, 96.5 cm, blue, qty. 12	AR-7233
#2-0 FiberWire suture, 46 cm, blue, with 26.5 mm, ½ circle, tapered needle, qty. 12	AR-7242
#4-0 FiberWire suture, 46 cm, white, with 12.7 mm, ½ circle, tapered needle, qty. 12	AR-7248
#3-0 FiberWire suture, 46 cm, blue, with 26.2 mm, ⅜ circle, diamond point needle, qty. 12	AR-7225
#0 FiberWire suture, 96.5 cm, blue, with 22.2 mm, ½ circle, tapered needle, qty. 12	AR-7250
#0 FiberWire suture, 96.5 cm, blue, with 22.2 mm, ½ circle, diamond point needle, qty. 12	AR-7251
#0 FiberWire suture, 96.5 cm, white, qty. 12	AR-7255

TigerWire® Suture



- › TigerWire suture is white with a black stripe in the suture, making suture identification easier
- › Uses the same high-strength construction as FiberWire® suture
- › Soft feel and resistance to abrasion are unequalled in orthopedic surgery
- › Multistranded core of UHMWPE with polyester braiding for improved handling characteristics and high strength

#2 FiberWire suture, 96.5 cm, blue, white/black, qty. 12	AR-7201
#2 TigerWire suture, 96.5 cm, white/black, qty. 12	AR-7203
#2 TigerWire suture, 96.5 cm, white/black, with two 26.5 mm, 1/2 circle, tapered needles, qty. 12	AR-7205T
#2 FiberWire suture, 96.5 cm, 1 white, 1 blue/black, qty. 12	AR-7240

FiberStick™ and TigerStick® Suture



- › FiberWire suture with 30 cm stiffened end
- › Can be used for easy transosseous suture passing

FiberStick Suture

FiberStick suture, #2 FiberWire suture, 127 cm, 30 cm of one end stiffened, blue, qty. 5	AR-7209
#2-0 FiberStick suture, #2 FiberWire suture, 127 cm, 30 cm of one end stiffened, blue, qty. 5	AR-7222

TigerStick Suture

TigerStick suture, #2 TigerWire suture, 127 cm, 30 cm of one end stiffened, white/black, qty. 5	AR-7209T
---	----------

FiberLoop® and TigerLoop™ Suture



- › Fully closed suture loop
- › Free-moving needle
- › Easy and quick tendon preparation in a whipstitch fashion
- › Applications include Achilles and other tendon repairs

FiberLoop Suture

#4-0 FiberLoop suture, 15.2 cm, white, with 12.7 mm, ½ circle, tapered needle, qty. 12	AR-7249-12
#4-0 FiberLoop suture, 25.4 cm, white, with 12.7 mm, ½ circle, tapered needle, qty. 12	AR-7249-20
#4-0 FiberLoop suture, 15.2 cm, blue, with 17.9 mm, ¾ circle, tapered needle, qty. 12	AR-7229-12
#4-0 FiberLoop suture, blue, 25.4 cm, with 17.9 mm, ¾ circle, tapered needle, qty. 12	AR-7229-20
#2-0 FiberLoop suture, 76.2 cm, blue, with 48 mm, ¾ circle, diamond point needle, qty. 12	AR-7232-01
#2-0 FiberLoop suture, 60.9 cm, blue, with 26.2 mm, ¾ circle, diamond point needle, qty. 12	AR-7232-02
#2-0 FiberLoop suture, 33 cm, blue, with 64.8 mm straight, diamond point needle, qty. 12	AR-7232-03
#0 FiberLoop suture, 33 cm, blue, with 76 mm straight needle and 7 mm loop, qty. 12	AR-7253
#0 TigerLoop suture, 33 cm, white/black, with 76 mm straight needle and 7 mm loop, qty. 12	AR-7253T
#2 FiberLoop suture, 50.8 cm, blue, with 76 mm straight needle and 7 mm loop, qty. 12 (a)	AR-7234
#2 FiberLoop suture, 50.8 cm, blue, with ½ circle, curved needle, qty. 12	AR-7234C
#2 FiberLoop with FiberTag™ suture, blue, suture loop, with 51 mm FiberTape suture and straight needle, qty. 12	AR-7264

TigerLoop™ Suture

#2 TigerLoop suture, 50.8 cm, white/green, with 76 mm straight needle and 7 mm loop, qty. 12	AR-7234T
--	----------


SutureTape



- › Densely woven tape of UHMWPE and polyester
- › Same cross section as a #2 suture but in a 1.3 mm-wide tape
- › Knots are stronger and the knot stack is smaller than knots tied on a #2 suture
- › More resistant to tissue pull-through than FiberWire suture

SutureTape, 1.3 mm, 76.2 cm, 66 cm working length, white/blue, 26.5 mm curved needle, qty. 12	AR-7500
SutureTape, 1.3 mm, 76.2 cm, 66 cm working length, white/blue, 26.5 mm curved needle, qty. 1	AR-7500-1
SutureTape, 1.3 mm, two 101.6 cm strands, X pattern, 1 white/blue, 1 white/black, qty. 12	AR-7501
SutureTape, 1.3 mm, 76.2 cm, 66 cm working length, white/blue, qty. 5	VAR-7580
SutureTape, 0.9 mm, 96.52 cm, 81.3 cm working length, white/blue, qty. 12	AR-7521

FiberTape® and TigerTape™ Suture



- › Uses a similar long-chain polyethylene structure as FiberWire® suture
- › Extremely strong 2 mm-wide tape
- › Wider shape allows for greater footprint area
- › Less likely to cut through soft tissue or bone
- › Limbs tapered down to #2 FiberWire suture
- › Trusted by leading orthopedic surgeons worldwide, FiberWire suture has contributed to successful surgical outcomes in more than 1 million orthopedic surgical procedures

FiberTape suture, 2 mm, 91.4 cm, blue, each end tapered to #2 FiberWire suture, qty. 6 (a)	AR-7237
FiberTape suture, 2 mm, 43.2 cm, blue, with 2 tapered needles, qty. 6	AR-7237-17N
FiberTape suture, 2 mm, 17.8 cm, each end tapered to #2 FiberWire suture, qty. 6	AR-7237-7

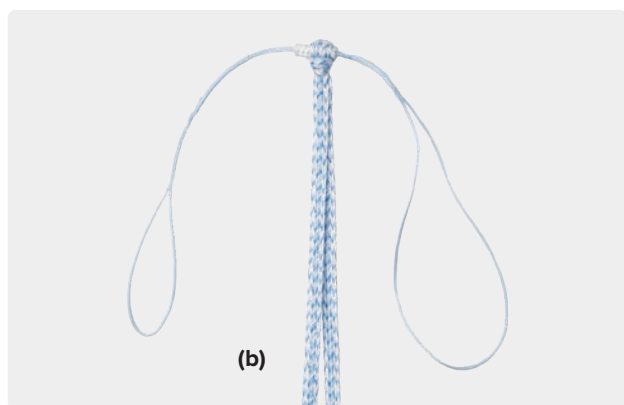

LabralTape™ Suture



- › Smooth, low-profile 1.5 mm LabralTape suture provides 37% greater tissue cut-through resistance than #2 suture
- › Pairs nicely with 2.9 mm PushLock® and 3.5 mm SwiveLock® anchors to provide a wider footprint on knotless repairs

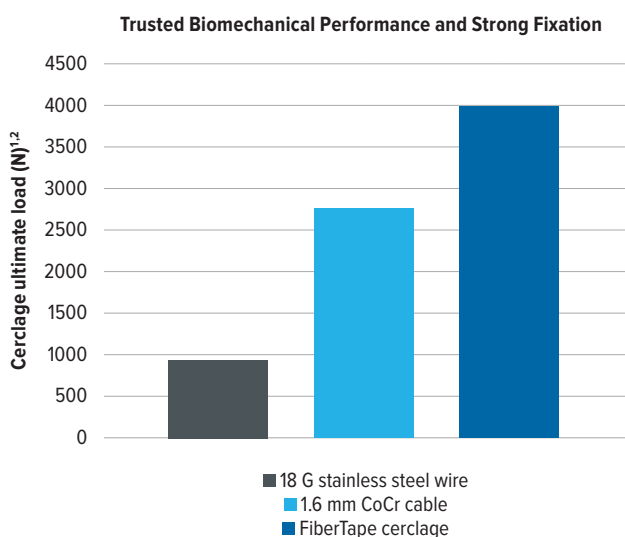
LabralTape suture, 1.5 mm, 91.4 cm, white, qty. 12	AR-7276
LabralTape suture, 1.5 mm, 91.4 cm, white/black, qty. 12	AR-7276T

FiberTape® Cerclage System



FiberTape Cerclage System

FiberTape cerclage suture, qty. 5 (b)	AR-7267
TigerTape cerclage suture, qty. 5	AR-7267T
FiberTape cerclage with TigerLink™ shuttle suture, w/o needle, qty. 5	AR-7268



The FiberTape cerclage system is a strong, simple, and reproducibly effective solution for replacing metal cables and wires traditionally used for fracture fixation. The low-profile, broad footprint of the FiberTape cerclage suture provides superior compression and ultimate load compared to traditional metal cables and wires.¹ The system includes FiberTape and TigerTape™ cerclage sutures, various passing instruments, a tensioner, handle, and an instrument tray.

- 100% radiolucent: no radiographic interference from cerclage
- No concerns of metal mismatch with adjacent implants
- No sharp ends or broken wires to potentially harm the patient or medical staff
- No metal debris migration or concerns of metallosis
- Delivers a broad footprint compression
- Features a low-profile construct that allows for plates to lay flat over the tapes and flush with bone (a)
- Easy-to-use suture-loading card and tensioning system helps deliver reproducible and secure fixation

Instruments

FiberTape cerclage tensioner, reusable	AR-7800
Handle, ratcheting, for cerclage tensioner	AR-7801
FiberTape cerclage tray	AR-7800C
FiberTape cerclage disposable tensioner	AR-7820
FiberTape cerclage straight passer, medium, disposable (white)	AR-7821
FiberTape cerclage straight passer, large disposable (black)	AR-7822
FiberTape cerclage trochanter passer, disposable (yellow)	AR-7823
FiberTape cerclage offset passer, left, disposable (green)	AR-7824L
FiberTape cerclage offset passer, right, disposable (red)	AR-7824R
FiberTape cerclage straight passer, small, disposable (blue)	AR-7825
Cerclage modular instrument case	AR-7830C
Straight medium passing hook, reusable	AR-7831
Straight large passing hook, reusable	AR-7832
Trochanteric passing hook, reusable	AR-7833
Right offset passing hook, reusable	AR-7834R
Left offset passing hook, reusable	AR-7834L
Curved passing hook, reusable	AR-7835
Blunt medium passing hook, reusable	AR-7836
Blunt large passing hook, reusable	AR-7837
Quick-connect handle, ¼ in square, nonratcheting handle, reusable	AR-2003NR
Fibertape cerclage tensioner, reusable	AR-7800
Cerclage tensioner ratcheting handle, reusable	AR-7801

1. Arthrex, Inc. Data on file (APT 3197). Naples, FL; 2017.

2. Arthrex, Inc. Data on file (APT 04426). Naples, FL; 2019.

Suture Cutters and Accessories

FiberWire® Suture Scissors



- › Designed to cut any size or style suture, especially FiberWire suture
- › Cuts FiberWire suture cleanly and effortlessly without frayed edges
- › Black color allows for distinction from other scissors
- › Protects surgical scissors from dulling due to the strong fiber

FiberWire suture scissors	VAR-11796
FiberWire suture scissors, small	VAR-11797


FingerShield™ Finger Guard



- › Woven polyester sleeve with embedded radiopaque blue marker, designed to reduce pressure lacerations to the fingers caused by repeated knotting during surgery
- › Slips right over sterile gloves when needed
- › Tips are left open to allow pinch grasp of suture strands, while still protecting the IP joint area of each digit
- › Soft, finger-conforming weave will stand up to repetitive hand tying during a case without constraining the fingers

FingerShield finger guard, 2 per pack, qty. 10	AR-7199
--	---------

FiberWire Tensioner




- › Ratcheting tensioning device for all sutures
- › Allows for tensioning of up to 100 N
- › Ideal for constructs with 2 sutures to tension one of them and tie the other one to lock the tension
- › Removes potential creep from the system

FiberWire tensioner	VAR-1529
---------------------	----------



Imaging and Resection

71	Nano Arthroscopy System
85	Synergy Image Management
105	Synergy ^{Resection™} System
115	Fluid and Insufflation Management
131	Arthroscopic RF System
139	DrillSaw Power™ System



Nano Arthroscopy System

73	Nano Arthroscopy System
74	NanoScope Console
74	NanoNeedle™ Scope
75	NanoNeedle™ Sheath Kits
76	Nano Arthroscopy Hand Instruments
77	Nano 2 mm Bendable Instruments
78	2.8 mm Nano Suction Punches
79	Nano Arthroscopy Cannulas and Insertion Kit
79	Nano Arthroscopy Cannulas
79	Outflow Cannulas
79	NanoNeedle™ Scope Working Cannulas
80	Percutaneous Insertion Kit
81	Nano Bone Prep Instruments
82	Mobile Cart

Size Comparison: Conventional Arthroscope vs NanoNeedle™ Scope

REDUCTION IN
INVASIVE AREA



-84%



Ø5.9 mm
sheath

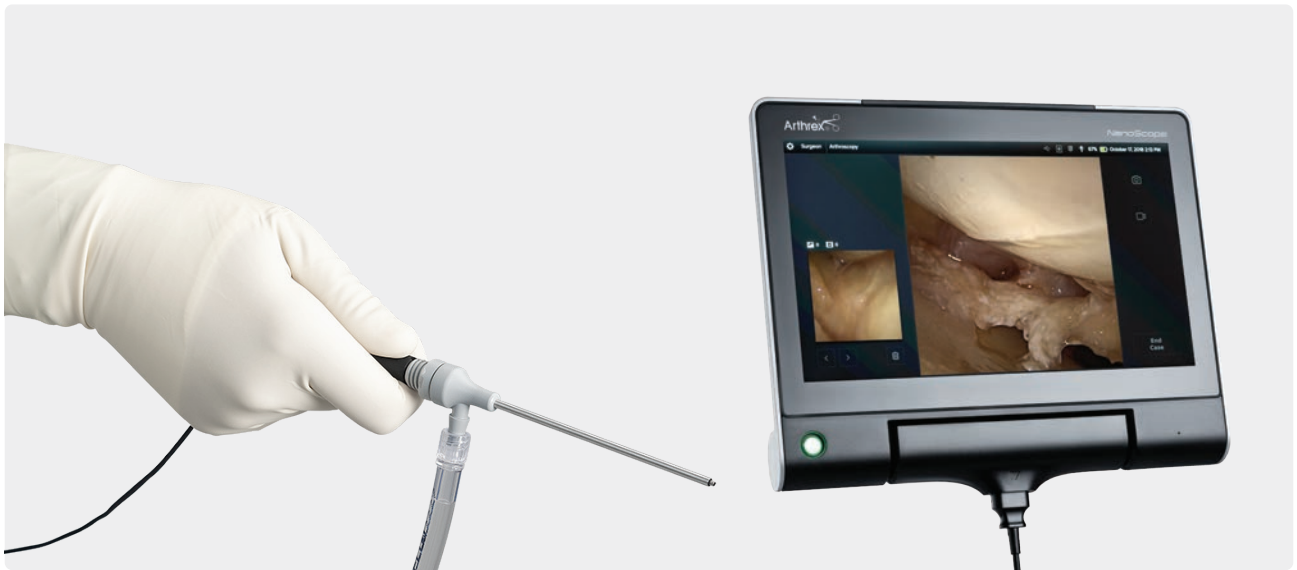
Ø4 mm
arthroscope

Ø2.4 mm
sheath

Ø1.9 mm
NanoNeedle scope

Nano Arthroscopy System

Small, Made Smaller



The Nano arthroscopy system is a medical-grade, all-in-one, needle-size arthroscopy system that features a camera with chip-on-tip image sensor technology.

The portable system allows the surgeon to perform minimally invasive arthroscopy during preoperative, intraoperative, and postoperative phases of care—with the NanoNeedle™ scope as the main arthroscope or as an adjunct to a conventional arthroscope.

Arthrex helped to pioneer operative arthroscopy and is once again the pioneer of Nano arthroscopy. Our 2 mm-diameter Nano arthroscopy hand instruments for tissue palpation, resection, extraction, and repair fit through the small NanoCannula with a 3.4 mm outer diameter (OD).

Moreover, the NanoNeedle system provides a new supplement to MRI imaging, second-look arthroscopy, and image-guided injections that can be placed precisely under video image control.

NanoScope Console



The NanoScope™ system combines the latest technologies in small imaging sensors, LED lighting, and image management with an intuitive control unit.

- › Portable control unit, including documentation and data management capabilities
- › 13 in touchscreen monitor
- › Rechargeable battery-powered
- › Medical-grade device
- › Ethernet, USB, and HDMI ports for wireless network capabilities
- › DICOM
- › Integrated microphone

NanoScope console	VAR-3200-0030
NanoScope battery supply replacement	150-0012-00-A

NanoNeedle™ Scope




- › Chip-on-tip technology
- › Headless design
- › 1.9 mm scope diameter
- › 0° direction of view
- › 120° field of view
- › Integrated LED light source
- › Lightweight and well balanced
- › 3 different lengths: 125 mm, 180 mm, and 250 mm

NanoNeedle scope, 125 mm	AR-3210-0043
NanoNeedle scope, 180 mm	AR-3210-0044
NanoNeedle scope, 250 mm	AR-3210-0045
NanoNeedle scope 2.0, 125 mm*	AR-3210-0070
NanoNeedle scope 2.0, 180 mm*	AR-3210-0071
NanoNeedle scope 2.0, 250 mm*	AR-3210-0072

*NanoNeedle scope 2.0 is only compatible with Synergy Vision™ consoles at this time.

NanoNeedle™ Sheath Kits



Surgeons can select the ideal sheath system to suit their specialty, site of care, and flow requirements independently of the NanoNeedle scope. Options include the diagnostic sheath kit with an OD of 2.4 mm and high-flow operative sheaths with a larger OD (3.3 mm) for higher flow rates and increased joint distention. Each system is packaged sterile and contains a straight sheath as well as a 10° angled sheath to provide a 10° viewing angle.

Components (Sterile)

- › One straight inflow sheath with sharp obturator
- › One 10° angled inflow sheath with flexible blunt cannulated obturator
- › One stopcock

NanoNeedle scope sheath kit, diagnostic, 2.4 mm OD, 125 mm	AR-3210-0050
NanoNeedle scope sheath kit, operative, high flow, 3.3 mm OD, 125 mm	AR-3210-0051
NanoNeedle scope sheath kit, operative, high flow, crown tip, fenestration cutout, 3.3 mm OD, 125 mm	AR-3210-0052
NanoNeedle scope sheath kit, diagnostic, 2.4 mm OD, 180 mm	AR-3210-0054
NanoNeedle scope sheath kit, operative, high flow, 3.3 mm OD, 180 mm	AR-3210-0055
NanoNeedle scope sheath kit, operative, high flow, crown tip, fenestration cutout, 3.3 mm OD, 180 mm	AR-3210-0058

Nano Arthroscopy Hand Instruments



Harnessing 20 years of excellence, Arthrex has engineered the next generation of instruments for diagnostic, resection, and extraction procedures.

The NanoProbe is an articulating, retractable hook probe used for diagnostic procedures. The NanoBiter, NanoScissor, and NanoGrasper are small arthroscopic soft-tissue resection instruments. Just 2 mm in diameter, they are designed for atraumatic insertion through tight joint spaces. These instruments are sharp and engineered to efficiently resect meniscal tissue and other soft-tissue structures.

Nano Arthroscopy Hand Instruments, 130 mm Working Length, 2 mm Diameter, Sterile Pack	
NanoBiter punch, straight (a)	AR-10911D-1
NanoBiter punch, 15° up	AR-10922D-1
NanoGrasper, straight	AR-10913D-1
NanoScissor, straight	AR-10915D-1
NanoProbe, retractable (b)	AR-10100N

Nano Arthroscopy Hand Instruments, 70 mm Working Length, 2 mm Diameter, Sterile Pack	
NanoBiter punch, straight	VAR-10901D-1
NanoBiter punch, 15° up	VAR-10902D-1
NanoGrasper, straight	VAR-10903D-1
NanoScissor, straight	VAR-10905D-1




NanoBiter punch, 15° up



NanoGrasper



NanoScissor



NanoProbe, retractable

Nano 2 mm Bendable Instruments



This line of instruments has been completely redesigned to meet surgeons' needs. The customizable instruments allow surgeons to expand their minimally invasive portfolio while maintaining excellent patient outcomes. Another exciting feature is that with low-temperature sterilization (eg, STERRAD and VHP), these instruments can be reused.

Key Features

- > **Bendability:** contourable to patient-specific anatomic structures using the Nano bending tool
- > **Reusability:** compatible with STERRAD and VHP sterilization
- > **Sharpness:** reusable for greater sharpness and precision
- > **Size:** ergonomically designed and available in 2 lengths (70 mm and 130 mm) for expanded applications

Sterile Nano Instrumentation With 130 mm Shaft Length

NanoBiter punch, straight tip, straight shaft, bendable, 130 mm, with FlushPort connection	VAR-10911F-1
NanoGrasper, straight tip, straight shaft, bendable, 130 mm, with FlushPort connection	VAR-10913F-1
NanoRetriever, retriever tip, straight shaft, bendable, 130 mm, with FlushPort connection	VAR-10914F-1
NanoScissor, scissor tip, straight shaft, bendable, 130 mm, with FlushPort connection	VAR-10915F-1
BirdBeak® suture retriever, retriever tip, straight shaft, bendable, 130 mm, with FlushPort connection	VAR-10916F-1
BirdBeak grasper tip, 130 mm straight shaft, bendable, with RushPort	VAR-10917F-1
BirdBeak suture retriever, grasper tip, straight shaft, bendable, 130 mm, with FlushPort connection	VAR-10900

Sterile Nano Instrumentation With 70 mm Shaft Length

NanoBiter punch, straight tip, straight shaft, bendable, 70 mm, with FlushPort connection	VAR-10901F-1
NanoGrasper, straight tip, straight shaft, bendable, 70 mm, with FlushPort connection (a)	VAR-10903F-1
NanoRetriever, retriever tip, straight shaft, bendable, 70 mm, with FlushPort connection	VAR-10904F-1
NanoScissor, scissor tip, straight shaft, bendable, 70 mm, with FlushPort connection	VAR-10905F-1
BirdBeak suture retriever, retriever tip, straight shaft, bendable, 70 mm, with FlushPort connection	VAR-10906F-1
BirdBeak suture retriever, grasper tip, straight shaft, bendable, 70 mm, with FlushPort connection	VAR-10907F-1
Bending tool (b)	VAR-10900

2.8 mm Nano Suction Punches

Ideal for Nano arthroscopy, the Nano suction punch allows surgeons to achieve optimal resection and aspiration. Available in 2 sizes with 3 different cutting window configurations, this device can rotate 360° for up, side, or down window resection.

Reusable and autoclavable, the Nano suction punch can accommodate all joints. Moreover, the Nano suction punch integrates with the GraftNet™ device to collect aspirated tissue, making it ideal for tissue biopsies.

Nano suction punch, flat tip, 70 mm (a)	AR-10920F-1
Nano suction punch, scoop tip, 70 mm (b)	AR-10921F-1
Nano suction punch, bullet tip, 70 mm (c)	AR-10922F-1
Nano suction punch, flat tip, 130 mm (d)	AR-10930F-1
Nano suction punch, scoop tip, 130 mm (e)	AR-10931F-1
Nano suction punch, bullet tip, 130 mm (f)	AR-10932F-1



Flat tip **(a, d)**




Scoop tip **(b, e)**



Bullet tip **(c, f)**

Nano Arthroscopy Cannulas and Insertion Kit

Nano Arthroscopy Cannulas



The Nano arthroscopy cannula features a flexible plastic dam to prevent fluid loss. The cannula is designed to facilitate the insertion of the NanoProbe, NanoResection™ devices, excision hand instruments, and small-diameter shaver blades.

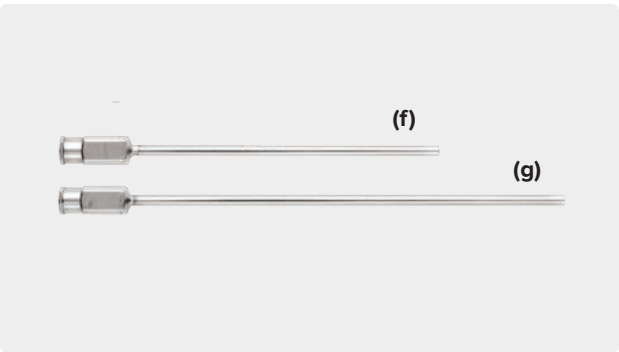
The included Tegaderm* skin adhesive is placed over the NanoCannula to maintain cannula position during instrument removal.

**NanoCannula and Cannulated Obturator,
2.7 mm ID**/3.4 mm OD, Sterile Pack, Tegaderm***

NanoCannula, 1.5 cm length (a)	AR-1090C-15-1
NanoCannula, 3 cm length (b)	AR-1090C-30-1
NanoCannula, 4 cm length (c)	AR-1090C-40-1
NanoCannula, 5 cm length (d)	AR-1090C-50-1
NanoCannula, 7 cm length (e)	AR-1090C-70-1

*Tegaderm is a trademark of 3M Medical.
**ID = inner diameter

Outflow Cannulas




The outflow cannula can be inserted through the NanoCannula for aspiration of fluid and resected soft tissue. It connects to syringes or suction tubing.

Outflow Cannula, 2.4 mm OD, Sterile Pack

Outflow cannula, 7 cm length (f)	AR-1090S-70-1
Outflow cannula, 10 cm length (g)	AR-1090S-100-1

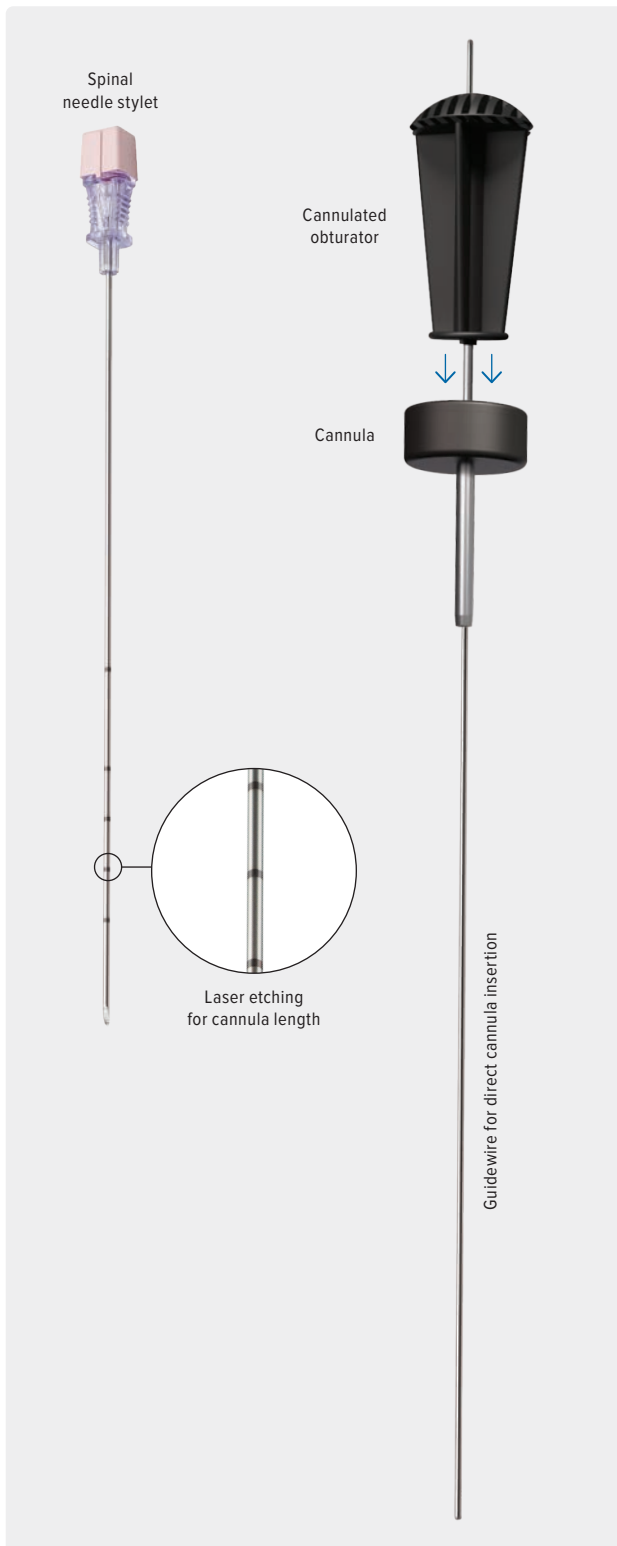
NanoNeedle™ Scope Working Cannulas



The NanoNeedle scope working cannulas are designed to facilitate the insertion of the NanoNeedle scope, as well as Nano hand instruments and small-diameter shaver blades. They all feature a flexible plastic dam to prevent fluid loss and have a knurl pattern at the distal end to ensure the cannula stays in position during instrument removal.

NanoNeedle scope working cannula, 5 cm (h)	AR-3210-0059
NanoNeedle scope working cannula, 1.5 cm	AR-3210-0063

Percutaneous Insertion Kit



The percutaneous insertion kit is for cannula insertion and measuring the appropriate cannula length. It includes a calibrated 17 gauge spinal needle stylet and a 1.1 mm guidewire.


Percutaneous insertion kit

AR-1090PK-1

Cannula Insertion Recommendations:

- > Insert calibrated needle stylet
- > Measure appropriate cannula length
- > Remove stylet and insert guidewire through needle
- > Remove the needle, keeping guidewire in place
- > Insert cannula and obturator over the guidewire into the joint space
- > Remove guidewire and obturator, keeping cannula in place
- > Add Tegaderm adhesive transparent film dressing for hands-free usage, to prevent cannula fallout

Nano Bone Prep Instruments



- > **Bendability:** Nano bone prep instruments are contourable using the new Nano resusable bending tool
- > **Sharpness:** sharp, precise instruments
- > **Size:** ergonomically designed for extremities, instruments in this line are available in 2 lengths (7 cm and 10 cm) for expanded applications

Chondral pick, 30°, 7 cm (a)	AR-1091CP-70-1
Chondral pick, 30°, 10 cm	AR-1091CP-100-1
Cup curette, 7 cm (b)	AR-1091CC-70-1
Cup curette, 10 cm	AR-1091CC-100-1
Ring curette, 7 cm (c)	AR-1091RC-70-1
Ring curette, 10 cm	AR-1091RC-100-1
Elevator, 7 cm (d)	AR-1091E-70-1
Elevator, 10 cm	AR-1091E-100-1

Mobile Cart



NanoScope™ console mobile cart

AR-3502-CRT



Synergy Image Management

86	The Synergy Concept
87	Synergy Vision™ Imaging Platform
88	Synergy Vision™ Consoles
88	Synergy Vision Camera Heads
89	Synergy ^{ID} ™ Imaging Platform
89	Synergy ^{ID} Consoles
89	Synergy ^{ID} Camera Heads
90	Synergy Laser Light Source and Fluorescence
90	Monitors
91	Scope Systems and Accessories
91	Pano™ Scope and Sheath Systems
92	Light Guides
92	4K and HD Camera Heads
92	Monitor Covers
93	Arthroscopes and Sheath Systems
95	Laparoscopes
96	HD Endoscopes
96	Bridges
97	Video Cart and Monitor Stand
99	Secondary Monitor Stand
99	Printer and Recorder
100	Integration
100	Synergy Matrix™ Video Integration
101	Synergy.net™ Data Integration Software
101	SurgeonVault® Application
102	Synergy OR Command™ Room Status
103	Synergy ^{UHD4} ™ Camera Holders

The Synergy Concept



A Proud History of Innovation

Starting with the Synergy^{HD3™} surgical video system and continuing with the Synergy^{UHD4™} and Synergy^{ID™} systems, Arthrex has become synonymous with innovative endoscopic visualization. The innovations that Arthrex has brought to the market include:

- › An **all-in-one console** including LED lighting and image management to free up OR space and simplify equipment setup
- › **Tablet control** to make system use easier and allow surgeons to focus on patient care instead of equipment
- › A robust **toolbox of image management features** that allows for:
 - › Photo capture and video recording
 - › USB and network export including DICOM
 - › Heads-up display
 - › Live video streaming within the network
- › **4K video and multisensor camera heads** to achieve the best possible endoscopic image quality
- › Best-in-class **fluorescence (NIR)** imaging
- › A **software-based architecture** that allows for regular software updates

Changing Perspectives

The Synergy Vision™ system furthers this story by combining all the previous features and benefits with additional technologies, such as high dynamic range (HDR) imaging, Pano™ scope wide-view imaging, NanoNeedle™ scope support, and video routing integration through the Synergy Vision Connect™ system.

LED Light Source

- › Solid-state, high-output LED light source
- › Cost-effective, light engine life > 30,000 hours
- › Low heat generation
- › Automatic light adjustment
- › Light-guide turret for connecting the following cable standards:
 - › ACMI
 - › Storz
 - › Wolf
 - › Olympus



Synergy Vision™ Imaging Platform

Changing Perspectives



Experience the Synergy Vision imaging system, an all-in-one option featuring HDR 4K visualization with wide-view imaging and fluorescence while supporting the NanoNeedle™ scope and video integration.

Key Features and Benefits

The Synergy Vision imaging system was designed with the latest technology to deliver optimal and revolutionary results.

Pano™ Scope

Quickly and easily switch between traditional 30° and 70° views to a 45° ultrawide view at the touch of a button. The Pano scope allows surgeons to visualize more anatomy on a single screen while minimizing the need for additional portals or scopes.

Nano Vision™ Functionality

The NanoNeedle scope integrates directly into the Synergy Vision console as either a primary or secondary camera, allowing for simultaneous 4K and Nano visualization on the same screen.

Synergy Vision Connect™ Console


Allowing for 7 inputs and 4 outputs, the Synergy Vision Connect system offers built-in OR integration capabilities for in-room switching and routing.

HDR

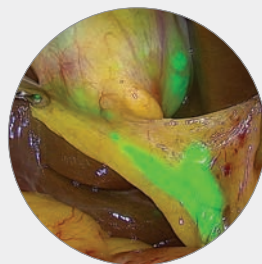
The Synergy Vision imaging system offers HDR. Eliminating hot spots as well as dark areas, HDR imaging provides consistent illumination across the entire screen.

Fluorescence Imaging


Switch to fluorescence 4K imaging with the touch of a button. Easily toggle through different modes and colors, according to the fluorescence application and individual surgeon preference.




Pano scope



Fluorescence imaging



Nano Vision port



Visualization without HDR Visualization with HDR

Synergy Vision™ Consoles



The Synergy Vision consoles contain state-of-the-art 4K visualization, fluorescence imaging, LED lighting, image management, and integration within a small footprint. Explore the world's first imaging console with built-in video integration: 7 video inputs and 4 unique video streams/outputs on up to 7 displays allow for in-room surgical video routing.

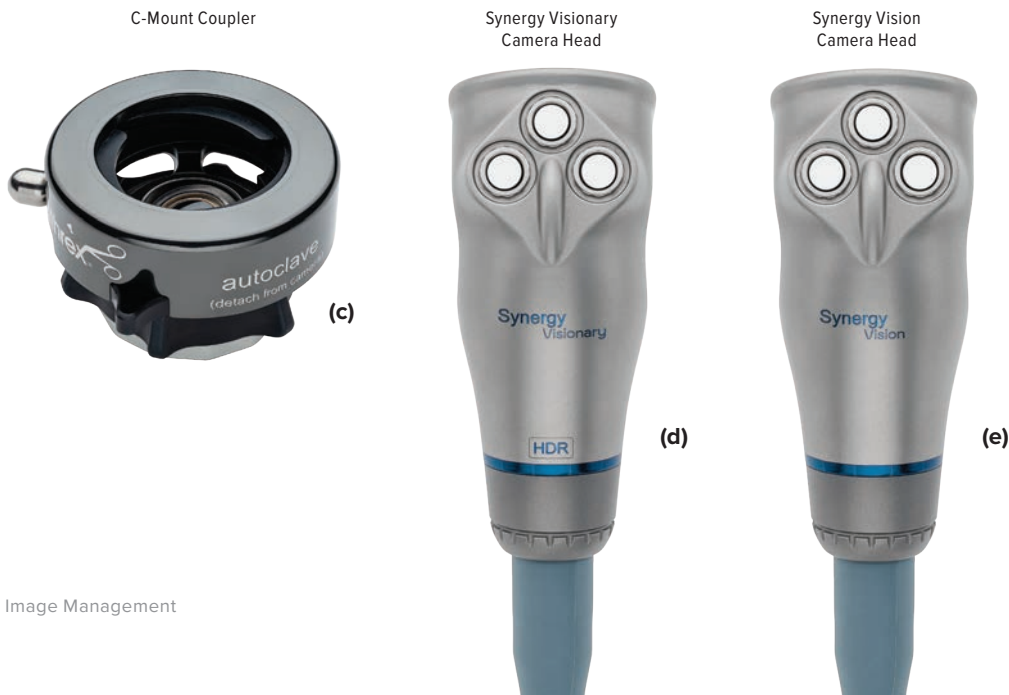
Synergy Vision console (a)	VAR-3200-0026
Synergy Vision Connect™ console	VAR-3200-0027
Synergy Laser Light Source	VAR-3200-1018
Digital documentation tablet (b)	VAR-3200-1016
Tablet cover for Synergy ^{UHD4} ™ system, black	703510-15

Synergy Vision Camera Heads

The Synergy Vision imaging system supports 2 distinct camera head options: the Synergy Visionary™ camera head and the Synergy Vision camera head. Both are compatible with the Pano™ scope. The Synergy Visionary camera head specifically supports HDR and NIR fluorescence imaging. All Synergy Vision camera heads are in a hermetically sealed titanium housing and carry the industry-leading 7-year warranty on autoclaving.

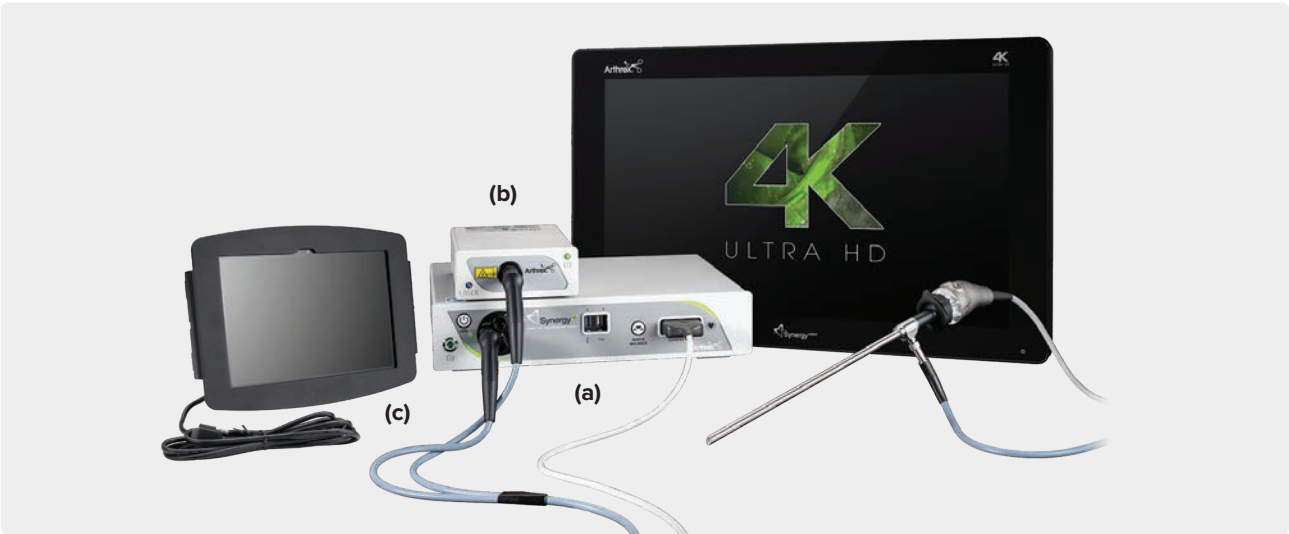
Synergy Visionary camera head, C-mount (d)	VAR-3210-0034
Synergy Vision camera head, C-mount (e)	VAR-3210-0035

C-Mount Camera Head Attachments	
Coupler, C-mount, optical zoom	VAR-3210-0006
Coupler, C-mount, fixed focal length (c)	VAR-3210-0012



Synergy^{ID}™ Imaging Platform

Synergy^{ID} Consoles



4K Video With Fluorescence Support, High-Output LED Light Source, and Image Management System: Synergized Into One

Synergy^{ID} system combines true 4K camera heads, LED lighting, image management, and integration. One console and one intuitive tablet interface make usage simple. Programmable individual surgeon and procedure preferences enhance the user experience. Additionally, this system supports NIR fluorescence imaging in multiple modes and colors without any compromises.

Synergy ^{ID} console (a)	VAR-3200-0025
Synergy Laser Light Source (b)	VAR-3200-1018
Digital documentation tablet (c)	VAR-3200-1021
Tablet cover for Synergy ^{UHD4} ™ system, black	703510-15

Synergy^{ID} Camera Heads



Our 4K camera heads equate to 4 times the resolution and 64 times the color depth of HD. All Synergy^{UHD4} and Synergy^{ID} camera heads are in a hermetically sealed titanium housing and carry the industry-leading 7-year warranty on autoclaving.

Camera Heads With Integrated Coupler

4K Synergy ^{ID} camera head, 4-chip	VAR-3210-0033
4K broadband camera head, 3-chip	VAR-3210-0029
4K ultra camera head, 1-chip	VAR-3210-0031

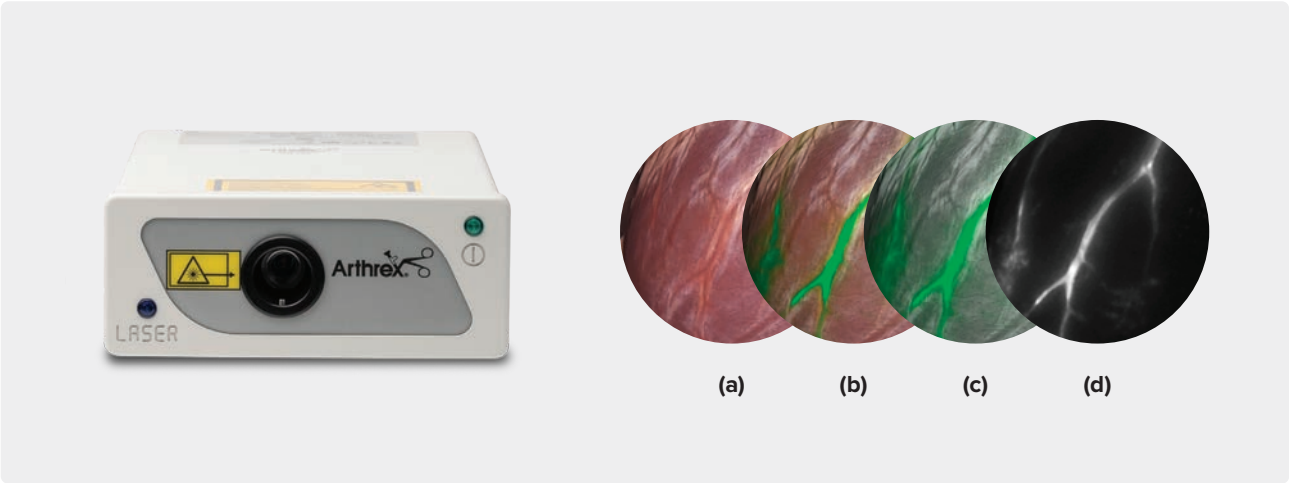
C-Mount Camera Heads

4K broadband camera head, 3-chip	VAR-3210-0030
4K ultra camera head, 1-chip	VAR-3210-0032

C-Mount Camera Head Attachments

HD optical zoom coupler, C-mount	VAR-3210-0006
4K camera coupler, C-mount	VAR-3210-0012

Synergy Laser Light Source and Fluorescence



The Synergy Laser Light Source is compatible with the Synergy^{ID}™ and Synergy Vision™ systems and provides the best excitation for NIR fluorescence imaging applications.

Synergy Laser Light Source	VAR-3200-1018
----------------------------	---------------

Several fluorescence modes are readily available via camera head button toggle, depending on your specific application or individual preference:

- › Standard visible light imaging **(a)**
- › Standard visible light imaging with NIR overlay **(b)**
- › Grayscale visible light imaging with NIR overlay **(c)**
- › NIR imaging only **(d)**

Monitors



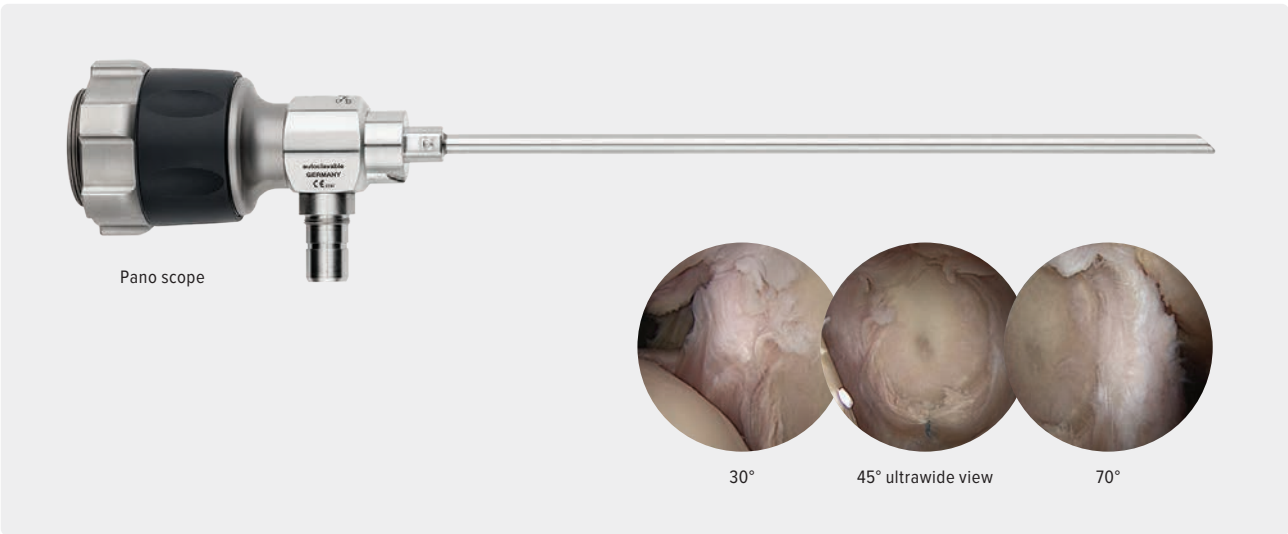
- › 4K and HD medical display options
- › Picture-in-picture and side-by-side display modes
- › Versatile multiformat signal support

Monitors	
Synergy Vision monitor, 4K, 12G-SDI, HDR, 32 in (e)	AR-3250-3212
BARCO monitor, 4K, 55 in	K9352360
BARCO monitor, 4K, 12G-SDI, 55 in	K9352361
BARCO monitor, 4K, with decoder, 55 in	K9352362
Mini LED Surgical Display, 27 in	27HQ710S
27 in 4K surgical display	AR-3250-2701

Monitor Covers	
Protection cover for 32 in monitor, black (f)	703459-15
Protection cover for 27 in monitor, black (g)	703458-15
Tablet cover for Synergy ^{UHD4} ™ system, black	703510-15

Scope Systems and Accessories

Pano™ Scope and Sheath Systems



Visualize anatomy like never before with the state-of-the-art Pano scope. Experience numerous clinical benefits, from potential portal negation to visualizing pathology in fewer movements, made possible by the ability to change the direction of view with the push of a button.*

Key Features and Benefits

When the Pano scope is used in combination with the Synergy Vision™ imaging system, surgeons can toggle between traditional 30° and 70° views as well as a 45° ultrawide view without having to physically swap the arthroscope, giving the user an unprecedented field of view.

With a length of 161 mm, the Pano scope facilitates shoulder, knee, and hip applications and offers the following benefits compared to traditional arthroscopes:

- Potentially decreased risk of iatrogenic trauma due to switching scopes and portals
- Possible portal negation
- Enhanced clinical decision-making ability
- Increased visualization of anatomical features

Pano Scope*

Pano scope, 4K, C-mount, 45°, 4.2 mm × 161 mm	VAR-3355-4050
---	---------------

Sheaths and Obturators

Sheath, high flow, tapered, fenestrated, single stopcock	AR-3373-4201
Sheath, high flow, tapered, fenestrated, double stopcock	AR-3373-4202
Obturator, conical, with handle	AR-3375-4201
Trocar, sharp, with handle	AR-3375-4202
Obturator, cannulated, with handle	AR-3375-4203
Obturator, blunt, with handle	AR-3375-4204
Obturator, conical	AR-3375-4207
Switching stick, 4.2 mm × 38 cm	AR-3020-10
Switching stick, cannulated, 4.2 mm × 38 cm	AR-3020-11
Sheath, single stopcock	AR-3372-4201
Sheath, double stopcock	AR-3372-4202
Obturator, conical, with handle	AR-3375-4211
Trocar, sharp, with handle	AR-3375-4212
Obturator, cannulated, with handle	AR-3375-4213
Obturator, blunt, with handle	AR-3375-4214
Obturator, conical	AR-3375-4217


Inflow/Outflow Sheath for Pano Scope

Inner sheath, for inflow/outflow sheath	AR-3370-4203A
Outer sheath, for inflow/outflow sheath	AR-3370-4203B
Obturator, conical	AR-3375-4201A
Trocar, sharp	AR-3375-4202A

* Requires Synergy Vision imaging system



Light Guides



The Arthrex light guides are made from hundreds of high-quality fibers. Instead of gluing fibers, we fuse ours at the proximal end, which maximizes light transmission. The unique handle increases durability and prevents accidental removal of the light guide. Additionally, our transparent casing makes it easier to better monitor when to replace light guides.

Light guide, blue, 5 mm × 2.7 mm	FTIMG26203TB
Light guide, blue, 3.5 mm × 2.7 mm	FTIMG26206TB
Light guide cable, blue, 5 mm × 2.7 m (a)	VAR-3240-5027
Light guide cable, gray, 5 mm × 2.7 m	AR-3240-5028
Light guide cable, blue, 3.5 mm × 2.7 m	VAR-3240-3527
Light guide cable, blue, 5 mm × 4 m	VAR-3240-5040
Light guide cable, gray, 90° distal end, 5 mm × 2.7 m	SS9-GYW50W108
Light guide cable, gray, universal, 3.5 mm × 2.7 m	AR-3240-3530*

Adapters for Universal Light Guide

Wolf adapter	AR-3240-3530W
Storz adapter	AR-3240-3530S
Olympus adapter	AR-3240-3530O
ACMI adapter	AR-3240-3530A

Light Guides for Fluorescence Imaging**

Light guide cable, bifurcated, gray, 3.5 mm × 2.7 m	VAR-3240-5045
Light guide cable, bifurcated, gray, 90° distal end, 3.5 mm × 2.7 m (b)	AR-3240-5090

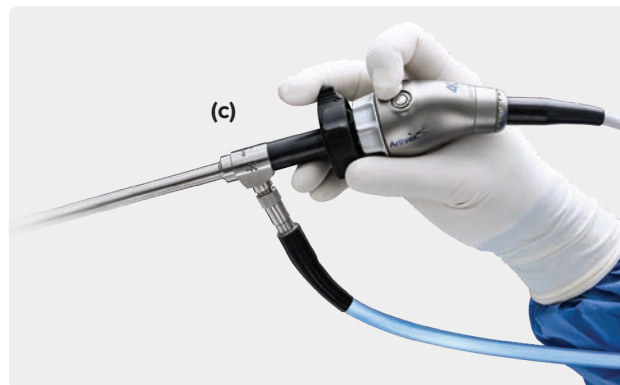
* Requires one of the adapters

**Available soon as an Arthrex Vet Systems product

Monitor Covers



4K and HD Camera Heads

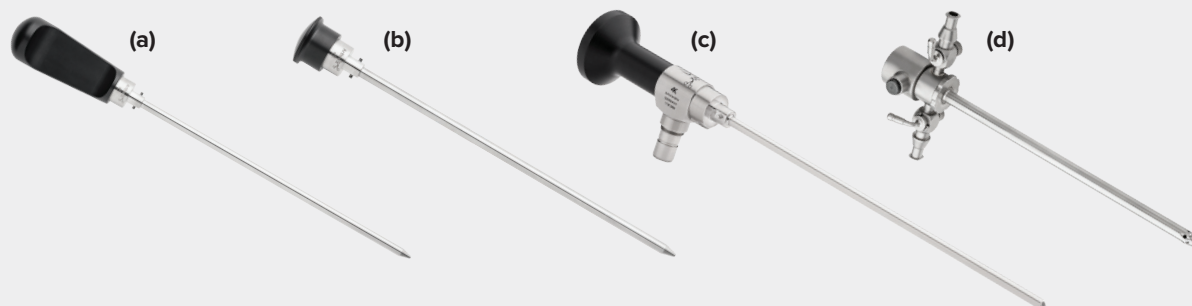


Synergy^{UHD4™} camera heads are available in multiple versions and will provide true 4K or 1080p HD resolution. Our 4K camera equates to 4 times the resolution and 64 times the color reproduction compared to HD. The picture increases depth perception and creates more precise color reproduction. The newly designed smaller heads still carry the industry-leading standard autoclavable warranty while maintaining a comfortable and ergonomic design. With multiple configurations, the Synergy^{UHD4} heads are adaptable to multispecialty accounts and continue to lead the market in arthroscopy.

Synergy ^{HD™} camera head, 4K, 4-chip	VAR-3210-0033
Broadband camera head, 4K, 3-chip	VAR-3210-0029
Broadband camera head, 4K, 3-chip, C-mount (c)	VAR-3210-0030
Ultra camera head, 4K, 1-chip	VAR-3210-0031
Ultra camera head, 4K, 1-chip, C-mount	VAR-3210-0032
Optical zoom coupler, C-mount	VAR-3210-0006
Synergy Visionary™ camera head, 4K, HDR, NIR, C-mount, autoclavable	VAR-3210-0034
Synergy Vision™ camera head, 4K, C-mount, autoclavable	VAR-3210-0035

Cover, black, for 55 in monitor	2824
Cover, black, for 32 in monitor (a)	2823
Cover, black, for 26 in/27 in monitor	2822
Cover, for tablet (b)	2820

Arthroscopes and Sheath Systems



4K Arthroscopes

4.8 mm 4K Arthroscopes	
4K arthroscope, 30°, 4.8 mm × 152.5 mm*	VAR-3350-5230
4K arthroscope, 70°, 4.8 mm × 156 mm	AR-3350-5270
4K, arthroscope, C-mount, 30°, 4.8 mm × 152.5 mm	VAR-3355-5230
4K, arthroscope, C-mount, 70°, 4.8 mm × 156 mm	AR-3355-5270
4 mm 4K Arthroscopes	
HD endoscope, 30°, 4 mm × 175 mm*	VAR-3030AW
4K arthroscope, 30°, 4 mm × 152.5 mm* (c)	VAR-3350-4031
4K arthroscope, 70°, 4 mm × 156 mm	AR-3350-4071
4K arthroscope, C-mount, 30°, 4 mm × 152.5 mm	VAR-3355-4031
4K arthroscope, C-mount, 70°, 4 mm × 156 mm	AR-3355-4071

Arthroscopes

4 mm Arthroscopes	
HD arthroscope, 30°, 4 mm × 152.5 mm, reverse light post	AR-3350-4030R
HD arthroscope, C-mount, 0°, 4 mm × 52.5 mm	AR-3355-4000
HD arthroscope, C-mount, 30°, 4 mm × 152.5 mm, reverse light post	AR-3355-4030R
3 mm Arthroscopes	
HD arthroscope, 30°, 3 mm × 138 mm	VAR-3350-3030
HD arthroscope, 70°, 3 mm × 140 mm	AR-3350-3070
HD arthroscope, C-mount, 70°, 3 mm × 140 mm	AR-3355-3070
2.7 mm Arthroscope	
Arthroscope, 30°, 2.7 mm × 72 mm	VAR-3350-2730
Arthroscope, 70°, 2.7 mm × 75 mm	AR-3350-2770
Arthroscope, C-mount, 30°, 2.7 mm × 72 mm	VAR-3355-2730
Arthroscope, C-mount, 70°, 2.7 mm × 75 mm	AR-3355-2770
2.4 mm Arthroscope	
Arthroscope, 30°, 2.4 mm × 72 mm	VAR-3350-2430
Arthroscope, 70°, 2.4 mm × 75 mm	AR-3350-2470
Arthroscope, C-mount, 30°, 2.4 mm × 72 mm	VAR-3355-2430
Arthroscope, C-mount, 70°, 2.4 mm × 75 mm	AR-3355-2470
1.9 mm Arthroscope	
Arthroscope, 30°, 1.9 mm × 58 mm	VAR-3350-1930
Arthroscope, C-mount, 30°, 1.9 mm × 58 mm	VAR-3355-1930

Sheaths and Obturators

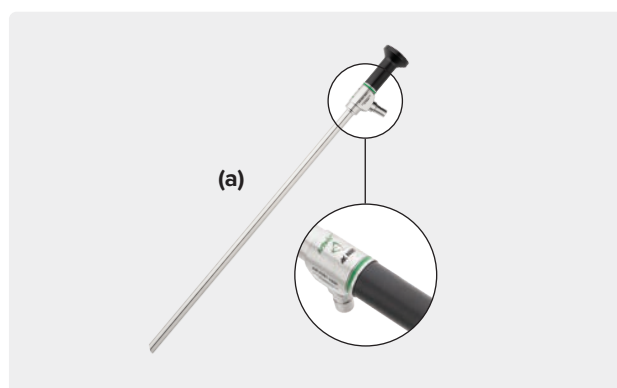
Sheaths and Obturators for 4.8 mm 4K Arthroscopes	
Sheath, single stopcock, for 4.8 mm scopes	AR-3373-5001
Sheath, double stopcock, for 4.8 mm scopes	AR-3373-5002
Obturator, conical, with handle (a)	AR-3375-5001
Trocar, sharp, with handle	AR-3375-5002
Obturator, cannulated, with handle	AR-3375-5003
Obturator, conical (b)	AR-3375-5007
Switching stick, 4.8 mm × 38 cm	AR-3020-05
Sheaths and Obturators for 4 mm Arthroscopes	
Sheath, single stopcock, for 4 mm scopes	AR-3372-4001
Sheath, double stopcock, for 4 mm scopes	AR-3372-4002
Obturator, conical, with handle	AR-3375-4011
Trocar, sharp, with handle	AR-3375-4012
Obturator, conical	AR-3375-4017
Switching stick, 4.6 mm × 38 cm	AR-3020-07
Sheath, high flow, tapered, fenestrated, single stopcock, for 4 mm scopes	AR-3373-4001
Sheath, high flow, tapered, fenestrated, double stopcock, for 4 mm scopes (d)	AR-3373-4002
Obturator, conical, with handle	AR-3375-4001
Trocar, sharp, with handle	AR-3375-4002
Obturator, cannulated, with handle	AR-3375-4003
Obturator, blunt, with handle	AR-3375-4004
Obturator, conical	AR-3375-4007
Switching stick, 4 mm × 23 cm	AR-3020
Switching stick, 4 mm × 31 cm	AR-3026
Switching stick, 4 mm × 38 cm	AR-3020-01
Switching stick, 4 mm × 46 cm	AR-3020-02
Switching stick, cannulated, 4 mm × 38 cm	AR-6520-15
Sheath, fenestrated, single stopcock, for 4 mm scopes	AR-3374-4001
Sheath, fenestrated, double stopcock, for 4 mm scopes	AR-3374-4002
Obturator, conical, with handle	AR-3375-4021
Trocar, sharp, with handle	AR-3375-4022
Obturator, conical	AR-3375-4027

*Available soon: Please use the AR number

Sheaths and Obturators for 3 mm Arthroscopes	
Sheath, single stopcock, for 3 mm scopes	AR-3372-3001
Sheath, double stopcock, for 3 mm scopes	AR-3372-3002
Obturator, conical, with handle	AR-3375-3001
Trocar, sharp, with handle	AR-3375-3002
Obturator, conical	AR-3375-3007
Sheath, high flow, single stopcock, for 3 mm scopes	AR-3372-0301
Sheath, high flow, double stopcock, for 3 mm scopes	AR-3372-0302
Obturator, conical, with handle	AR-3375-0311
Trocar, sharp, with handle	AR-3375-0312
Obturator, conical	AR-3375-0317
Sheath, high flow, tapered, fenestrated, single stopcock, for 3 mm scopes	AR-3373-0301
Sheath, high flow, tapered, fenestrated, double stopcock, for 3 mm scopes	AR-3373-0302
Obturator, conical, with handle	AR-3375-0301
Trocar, sharp, with handle	AR-3375-0302
Obturator, conical	AR-3375-0307
Switching stick, 3 mm × 38 cm	AR-3020-08
Sheaths and Obturators for 2.7 mm Arthroscopes	
Sheath, single stopcock, for 2.7 mm scopes	AR-3372-2701
Sheath, double stopcock, for 2.7 mm scopes	AR-3372-2702
Obturator, conical, with handle	AR-3375-2701
Trocar, sharp, with handle	AR-3375-2702
Obturator, conical	AR-3375-2707
Switching stick, 3.3 mm × 25 cm	AR-3020-09
Sheaths and Obturators for 2.4 mm Arthroscopes	
Sheath single stopcock, for 2.4 mm scopes	AR-3372-2401
Sheath double stopcock, for 2.4 mm scopes	AR-3372-2402
Obturator, conical, with handle	AR-3375-2401
Trocar, sharp, with handle	AR-3375-2402
Obturator, conical	AR-3375-2407
Sheaths and Obturators for 1.9 mm Arthroscopes	
Sheath, single stopcock, for 1.9 mm scopes	AR-3372-1901
Sheath, double stopcock, for 1.9 mm scopes	AR-3372-1902
Obturator, conical, with handle	AR-3375-1901
Trocar, sharp, with handle	AR-3375-1902
Obturator, conical	AR-3375-1907

Inflow/Outflow Sheaths

Inflow/Outflow Sheath for 4 mm Arthroscopes	
Inner sheath, for 4 mm inflow/outflow Synergy scope sheath	AR-3370-4003A
Outer sheath, for 4 mm inflow/outflow Synergy scope sheath	AR-3370-4003B
Obturator, conical	AR-3375-4005
Inflow/Outflow Sheath for 3 mm Arthroscopes	
Inner sheath, for 3 mm inflow/outflow Synergy scope sheath	AR-3370-3003A
Outer sheath, for 3 mm inflow/outflow Synergy scope sheath	AR-3370-3003B
Obturator, conical	AR-3375-3005



VIS-NIR Laparoscopes for Fluorescence Imaging

4K laparoscope, VIS-NIR, 0°, 10 mm × 330 mm	VAR-3351-1001
4K laparoscope, VIS-NIR, 30°, 10 mm × 330 mm (a)	VAR-3351-1031
4K laparoscope, VIS-NIR, 45°, 10 mm × 333 mm	VAR-3351-1046
4K laparoscope, VIS-NIR, hi-mag, 0°, 5.5 mm × 300 mm	VAR-3352-5501
4K laparoscope, VIS-NIR, hi-mag, 30°, 5.5 mm × 300 mm	VAR-3352-5531
4K laparoscope, VIS-NIR, hi-mag, 45°, 5.5 mm × 302 mm	VAR-3352-5546

Arthroscope Accessories


C-mount wrench	AR-3355-0001
----------------	--------------

Scope and Sheath Accessories

Scope paste (rubbing compound/diamond paste)	8101001000
Stopcock assembly nut	8300018997
Stopcock handle (original design)	8300019001
Lubricant for stopcocks, Synergy	8300022404
Stopcock nut for handle	8300028607
Stopcock handle (new design)	8300028608
Replacement O-ring kit for Synergy C-mount, 5 per kit (black)	8300020859
Replacement O-ring kit for Synergy stopcock, 5 per kit (orange)	8300020860
Replacement O-ring kit for bridge, 5 per kit (clear)	8300026707
Black O-ring for metal cannula (5/pack)	8300031950
Replacement O-ring for outflow sheath (5/pack)	8300037687
Wolf light post adapter for scope	8300042617
Storz light post adapter for scope	89542801

Competitive Sheaths


Sheath, continuous flow, 2 stopcocks, rotatable for Storz	AR-3300
Obturator, blunt, for AR-3300 sheath	AR-3301
Sheath, hi-flow, 2 stopcocks, rotatable, for Storz, tapered/fenestrated	AR-3320-02
Sheath, hi-flow, 1 stopcocks, rotatable, for Storz, tapered/fenestrated	AR-3320-01
Obturator, blunt, for AR-3320 series Storz sheath	AR-3321
Obturator, cannulated, for AR-3320 series Storz sheath	AR-3323
Trocar, for AR-3320 series Storz sheath	AR-3322
Obturator, conical, for AR-3320 series Storz sheath	AR-3324



Instrument Cases

Video instrument tray	AR-3101C
Scope system case	AR-3102C
Tray for laparoscopes	AR-3103C
Tray for extended-length laparoscopes	AR-3104C
Midsize video instrument case (a)	AR-3105C
Tray for camera head	AR-3106C
Hip scope set instrument case	AR-3200C
Arthroscope case, for 2 scopes (b)	AR-3100

Laparoscopes



3 mm Laparoscopes

Laparoscope, 0°, 3 mm × 207 mm	VAR-3351-3000
Laparoscope, 30°, 3 mm × 207 mm	VAR-3351-3030

5.5 mm Laparoscopes

4K laparoscope, 0°, 5.5 mm × 300 mm (c)	VAR-3351-5500
4K laparoscope, 30°, 5.5 mm × 300 mm	VAR-3351-5530
4K laparoscope, 45°, 5.5 mm × 302 mm	AR-3351-5545
4K laparoscope, extended length, 0°, 5.5 mm × 424 mm	AR-3351-5500L
4K laparoscope, extended length, 30°, 5.5 mm × 424 mm	AR-3351-5530L
4K laparoscope, extended length, 45°, 5.5 mm × 425 mm	AR-3351-5545L


5.5 mm High-Magnification Laparoscopes

4K laparoscope, hi-mag, 0°, 5.5 mm × 300 mm	VAR-3352-5500
4K laparoscope, hi-mag, 30°, 5.5 mm × 300 mm	VAR-3352-5530
4K laparoscope, hi-mag, 45°, 5.5 mm × 302 mm	AR-3352-5545
4K laparoscope, hi-mag, extended length, 0°, 5.5 mm × 424 mm	AR-3352-5500L
4K laparoscope, hi-mag, extended length, 30°, 5.5 mm × 424 mm	AR-3352-5530L
4K laparoscope, hi-mag, extended length, 45°, 5.5 mm × 425 mm	AR-3352-5545L

10 mm Laparoscopes


4K laparoscope, 0°, 10 mm × 330 mm	VAR-3351-1000
4K laparoscope, 30°, 10 mm × 330 mm (d)	VAR-3351-1030
4K laparoscope, 45°, 10 mm × 333 mm	AR-3351-1045
4K laparoscope, extended length, 0°, 10 mm × 455 mm	AR-3351-1000L
4K laparoscope, extended length, 30°, 10 mm × 455 mm	VAR-3351-1030L
4K laparoscope, extended length, 45°, 10 mm × 459 mm	AR-3351-1045L

HD Endoscopes



HD endoscope, 0°, 4 mm × 174 mm (a)	AR-3000AW
HD endoscope, 30°, 4 mm × 176 mm	AR-3030AW
HD endoscope, 45°, 4 mm × 176 mm (b)	AR-3045AW
HD endoscope, 70°, 4 mm × 177 mm	AR-3070AW
HD endoscope, 30°, 4 mm × 176 mm, reverse light post	AR-3030AWR
HD endoscope, 45°, 4 mm × 176 mm, reverse light post	AR-3045AWR
HD endoscope, 70°, 4 mm × 177 mm, reverse light post (c)	AR-3070AWR

Bridges



- › Maintain portals while moving the arthroscope
- › Connect inflow or outflow tubing
- › J-lock type connector
- › Single and double stopcock options

Bridges for 4 mm Arthroscopes

Bridge for 4 mm scope, single stopcock	AR-3380-4001
Bridge for 4 mm scope, double stopcock (e)	AR-3380-4002

Bridges for Sealed Cannulas

Sealed bridge for 4 mm scope, single stopcock (d)	AR-3380-0401
Sealed bridge for 4 mm scope, double stopcock	AR-3380-0402


Bridges for 3 mm Arthroscopes

Bridge for 3 mm scope, single stopcock	AR-3380-3001
Bridge for 3 mm scope, double stopcock	AR-3380-3002

4 mm Arthroscopes

Bridge for 3.5 mm hip arthroscope, single stopcock	AR-3380-4001H
Bridge for 3.5 mm hip arthroscope, double stopcock	AR-3380-4002H
Bridge for 3.5 mm hip arthroscope, quick connect, single stopcock	AR-3380-4003H
Bridge for 3.5 mm hip arthroscope, quick connect, double stopcock	AR-3380-4004H
FlushFit atraumatic cannula, quick-connect bridge for Pano™ scope, double stopcock	AR-3380-4056H

Video Cart and Monitor Stand





To recapture valuable OR real estate, the Synergy video cart features a lighter and sleeker design with a smaller footprint than its predecessor. The cart is shipped with modular shelves preinstalled for recommended Arthrex component placement, so setup is quick and easy. The power cords are prewired and cable management can be accomplished on either side of the cart. Large wheels and handles on each side of the cart ensure ease of movement throughout the OR.

The main monitor boom arm allows the monitor 20 in of reach and 12 in of vertical adjustment. The tension of the arm is adjustable to hold 27 in to 32 in monitors, and an easy-access handle and locking position facilitate cart movement. Mounted in the middle rear of the top shelf, the secondary arm is easily accessible by OR staff.

- › Multiple configurations
- › Adjustable shelves
- › 20 in extended boom arm
- › Rotatable touch panel arm

Accessories

Video cart, w/ boom, 120 V	AR-3260-0001
Video cart w/ boom, 230 V	AR-3260-0002
Component shelf for video cart	AR-3260-1000
Drawer for video cart	AR-3260-1001
D & E size tank holder for video cart	AR-3260-1004
Footswitch bracket, SP-920-2 for video cart	AR-3260-1005
Footswitch bracket, AR-8310sp, and AR-8315w, for video cart	AR-3260-1006
Footswitch bracket, AR-8315c, for video cart	AR-3260-1007
Footswitch bracket, AR-6483 and AR-9800, for video cart	AR-3260-1008
Footswitch bracket, AR-8310, for video cart	AR-3260-1009
Dual-monitor assembly for video cart	AR-3260-1012
US bed rail for video cart	AR-3260-1014
Pump pullout shelf for video cart	AR-3260-1015
Cart handle	AR-3260-1017
IV bag hanger, 4 bag, for video cart	AR-3260-1023
Dual-yoke CO2 switching valve w/ hardware kit	AR-3260-1026

Spare Parts

Monitor handle	AR-3260-1018
Rear door, right for video cart	AR-3260-1019
Rear door, left for video cart	AR-3260-1020
Monitor boom arm for video cart	AR-3260-1021
Secondary arm for video cart	AR-3260-1022
Casters for video cart	AR-3260-1024
Casters Kit, 4, for video cart	AR-3260-1025
Patch panel	AR-3260-1029
3 pack paint, light gray, dark gray, black	AR-3260-1036
Hardware Kit for dual yoke switching valve	AR-3260-1027
Housing, transformer	AR-3260-1037
Monitor dock	AR-3260-1038
Power cord, US	AR-3260-1040
Mushrooms (qty 2)	AR-3260-1055
Hinges (qty 2)	AR-3260-1057
Grommets, assorted	AR-3260-1056
Door magnet (qty 1)	AR-3260-1053
Channel nut screw (qty 6)	AR-3260-1054
Transformer 120	AR-3260-1050

Secondary Monitor Stand

- › Small footprint
- › Adjustable monitor height
- › Large casters for ease of mobility
- › Supports 27 in-32 in monitors
- › Monitor mount bracket tilts up and down

Arthrex secondary monitor stand (a)	TP.5121.999
--	-------------

Optional Accessories


Monitor stand shelf with hardware	NT.4100.991
Monitor stand drawer with hardware	NT.4104.903
Monitor stand cable channel	NT.4115.806



Printer and Recorder



Sony printer (b)	UP-DR80MD
Sony printer w/ wireless print system (printer and wireless combined)	UP-DR80MD/WU
Sony wireless print system accessory	UPA-WU10
Media pack, letter-size paper and ribbon	UPC-R81MD
Sony media tray, part 2 of 2	A1643192H
Sony paper holder, left side (blue)	A5002529A
Sony paper holder, right side (pink)	A5002530A



Integration

Synergy Matrix™ Video Integration



The Synergy Matrix system was the world's first OR integration platform capable of supporting the 4K video signal produced by the Synergy Vision™ and Synergy^{ID}™ camera systems and distributing it to multiple displays within the OR. The next-generation platform expands on the success of the Synergy Matrix integration system with the inclusion of an integrated touch panel that provides improved system performance, reliability, and overall user experience.

Key Features and Benefits

- › Newly redesigned user interface is available on a touchscreen in every integrated OR.
- › Programmable room presets allow for quick routing and configuration of a room's audio and video sources to destinations. As an example, a room preset can be set for laparoscopic procedures so that with the touch of a button, the room automatically routes the configured sources to the desired displays in the room.
- › Robust room-to-room communication and source sharing gives users more control over which outside rooms have viewing capabilities of their internal sources. Shared sources can be granted permission for a specific time range or removed from sharing by the source owner as needed.
- › Room camera control allows users to modify the pan, tilt, and zoom settings for the room camera. In addition, room camera settings can be saved as a preset to allow for quick configuration of a room camera's position. For example, a room camera preset can be set for privacy so that with the touch of a button, the room camera's position automatically adjusts away from the patient's location.
- › Improved remote support and proactive system monitoring allow for integrated rooms to be upgraded and serviced independently.

Please direct questions or requests for customized Synergy Matrix integration quotes to the Synergy Integration team at SynergyIntegration@arthrex.com.

Synergy Matrix software license	AR-3200-1052
Synergy Matrix Core software license	AR-3200-1053

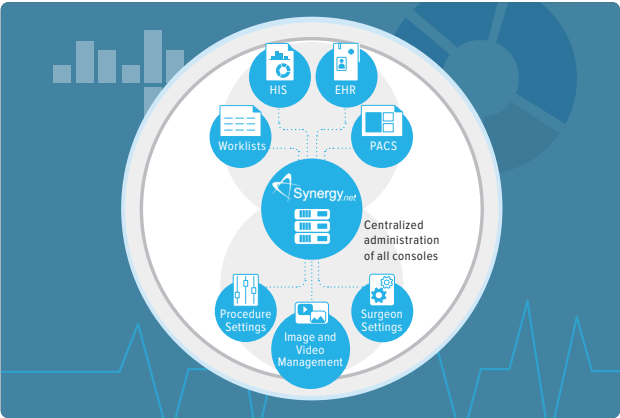
- › Equipped with the latest in 4K imaging and integration technology, the Synergy Matrix system is a state-of-the-art video-over-IP solution that can lower the cost of ownership and positively impact OR workflow.
- › Room-to-room connectivity supports sharing video and audio sources across integrated ORs, conference rooms, pathology labs, and observation rooms.
- › The Synergy Matrix system provides more capabilities at a fraction of the footprint required in the OR, thereby saving valuable OR space.

Synergy Matrix Core

The Synergy Matrix Core system provides in-room 4K video and audio integration while simplifying the installation process and focusing on key functionality. The value-driven platform uses the same touch panel controller as the Synergy Matrix system but with a simplified user interface, providing both uniformity and familiarity for the OR staff, while featuring intuitive and easy-to-use functionality.

Additionally, an all-in-one switch assembly installed in each integrated room allows for true 4K video and audio routing, operating completely independently of the facility's network and without cable pulls to a centralized IT closet.

Synergy.net™ Data Integration Software



Synergy.net data integration software brings connectivity to your OR by integrating seamlessly with your hospital network to connect to your EHR, PACS, worklists, and surgeon preferences.

Synergy.net software allows for all surgeon and procedure settings to sync to each OR, creating a consistent and reliable experience. Intraoperative media can be sent to different destinations, whether you are inputting data to an EHR record or PACS or pushing data to the SurgeonVault cloud-based surgeon communication tool.

- › Interfaces with EHRs and other HL7-based systems
- › Provides a single database for all cases captured by all Synergy devices
- › Improves DICOM capabilities, including transfer of video to a PACS
- › Offers network printing from any Synergy device

Synergy.net HL7 management software	AR-3200-1034
Synergy.net HL7 management software single license	AR-3200-1047
Synergy.net pairing license key	AR-3200-1067
Synergy.net text notification license key	AR-3200-1046

SurgeonVault® Application



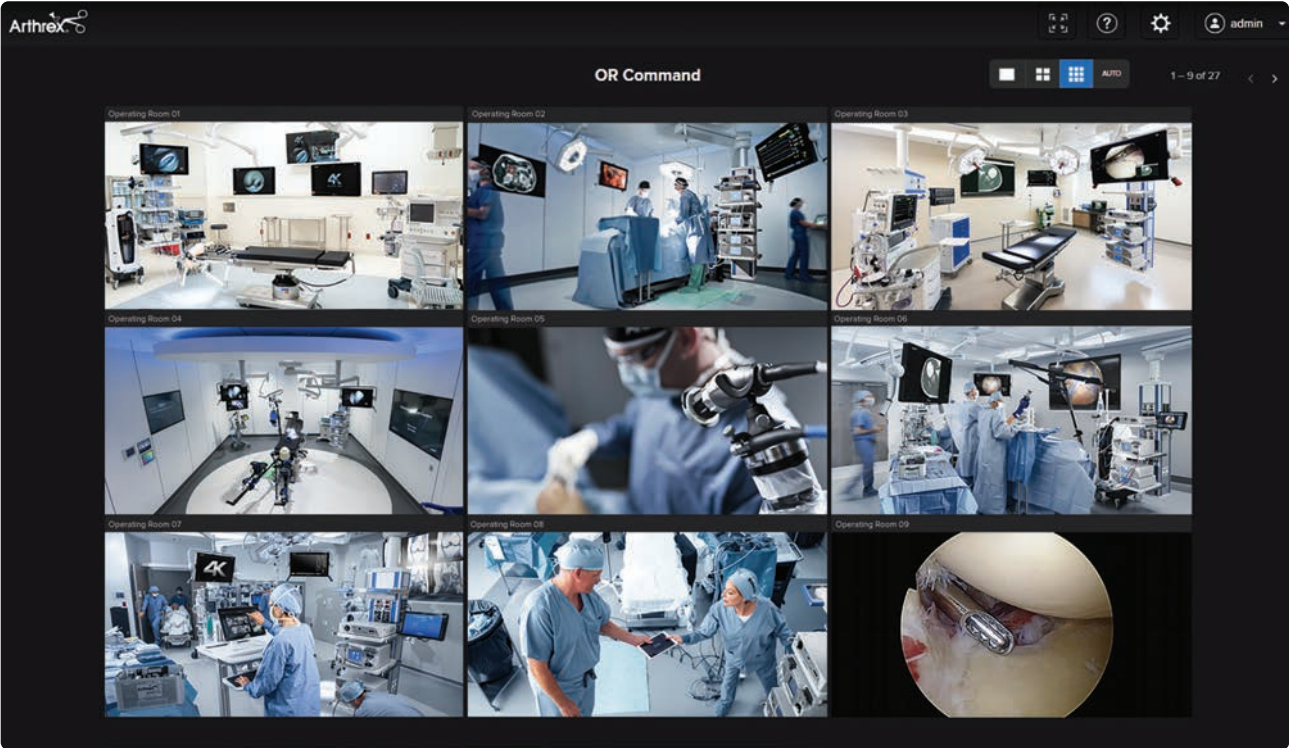
The SurgeonVault secure cloud-based surgical communication application provides surgeons with access to their data at any time and allows them to distribute surgical videos and stills and other selected content directly to their patients.

Key Features and Benefits

- › Improved surgeon-patient communication
 - › Surgeons can quickly and easily share case and library content to meet their patients' needs
 - › Patients receive access to a secure, multimedia-rich patient portal rather than traditional static content
 - › Improved communication to patients may improve patient satisfaction scores
- › User friendly interface with templates and library content for quick, easy surgeon onboarding
- › Social media tools to promote practice online presence
- › Surgeons can access content from either the Synergy Surgeon™ app or from any web browser at any time from any location
- › Latest encryption technology ensures content remains private and secure for patients and surgeons

SurgeonVault single-user license, monthly term	SVSIN-MTM
SurgeonVault single-user license, 1-year term	SVSIN-1YR
SurgeonVault enterprise license unlimited users, 1-year term	SVENT-1YR

Synergy OR Command™ Room Status



A powerful tool for maximizing OR efficiency and workflow, Synergy OR Command room status provides surgeons and staff with a centralized dashboard view of simultaneous video streams across all operating rooms. Authorized users can access Synergy OR Command room status through a network browser or smart device.

Benefits of Synergy OR Command room status include adaptive scheduling, minimized downtime, accelerated surgeon workflows, and real-time information for decision-makers. Whether viewing the user interface on a computer, tablet, or dedicated wall display in an OR corridor, Synergy OR Command room status provides the efficiency needed in today's busy OR.


Key Features and Benefits

- › Improve workflow efficiencies with OR visibility
- › Kiosk Mode for dedicated displays
- › Privacy Mode allows staff to mute video feeds
- › Configurable dashboard layout options
- › OR turnover status
- › Room camera control
- › Scope view from Synergy camera consoles

Synergy OR Command room status

AR-3200-1044

Synergy^{UHD4™} Camera Holders



The camera head holder allows the surgeon to perform open surgical procedures and capture images and videos using the Synergy^{UHD4} video system. The camera head holder attaches to the TRIMANO FORTIS® support arm. The arm can be adjusted to the best viewing position via the release handle. The camera holder also includes a light guide cable holder, which can house a light cord to illuminate the field of view.

Synergy ^{UHD4} TRIMANO® camera holder (a)	AR-3210-0011
C-mount, optical coupler, 19.7 EFL	AR-3210-0012
TRIMANO FORTIS support arm (b)	AR-1740
TRIMANO drape (c)	AR-1648
TRIMANO FORTIS adapter* (d)**	AR-1741

*Only for 4K camera heads
**A new adapter will be available soon for 4K Synergy Vision™ camera heads



Synergy^{Resection™} System

106	Synergy ^{Resection} Console
107	Handpieces
108	Footswitches
109	Shaver Blades and Burrs
111	Retractable Hood Burrs
112	7 cm Shaver Blades and Burrs for Small Joint Handpiece
112	11 cm NanoResection™ Instruments for Small Joint Handpiece

Synergy^{Resection}™ System

Synergy^{Resection} Console

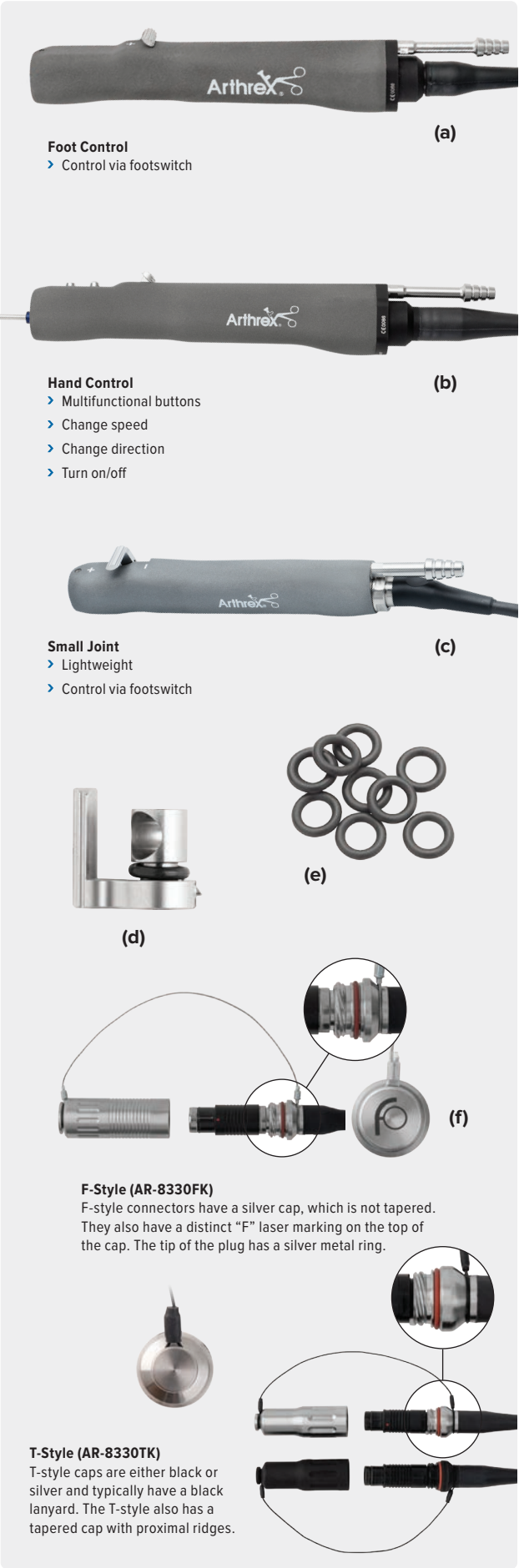


- › Multifunctional shaver system
- › Simultaneous operation of 2 handpieces
- › Automatic detection of handpiece
- › Control via 1 or 2 foot pedals
- › Three different oscillating modes: standard, efficient, and aggressive
- › Shaver:
 - › FWD/REV 8000 rpm max
 - › OSC 3000 rpm max

Synergy^{Resection} console

VAR-8305

Handpieces



The Arthrex double-sealed shaver handpieces are robust and reliable with a light ergonomic feel and come with or without button-control options. These high-speed, high-torque handpieces feature a snap-lock collet that accepts standard, hip-length, and small joint blades and burrs, making them some of the most versatile handpieces available.

Replacement Suction Valves for All Handpieces

All Arthrex shaver handpieces feature removable valves. Replacement valve assemblies, complete with O-ring seal, can be purchased if one is ever lost or damaged.

Replacement Soaker Caps for All Handpieces

There are 2 soaker cap variants available: F-style and T-style. Please consult the chart below.

Handpieces	
Shaver handpiece (a)	VAR-8330F
Shaver handpiece, hand control (b)	VAR-8332H
Shaver handpiece, small joint (c)	VAR-8330SJ
Replacement Suction Valves for All Handpieces	
Replacement valve assembly, for shaver handpieces* (d)	AR-8330V
Replacement O-rings, for replacement valve assembly** (e)	AR-8330VO
Replacement valve assembly, for small joint shaver handpiece ^Δ	AR-8330SJV
Replacement O-rings, for small joint shaver valve assembly [¶]	AR-8330SJO
Replacement Soaker Caps for All Handpieces	
Replacement soaker cap, F-style, for shaver handpiece	AR-8330FK
Replacement soaker cap, T-style, for shaver handpiece	AR-8330TK
O-ring, for F-style replacement soaker cap, qty. 5	AR-8330FO
O-ring, for T-style replacement soaker cap, qty. 5	AR-8330TO

*AR-8332H/RH, AR-8330F/H/RH

**AR-8330V


^ΔAR-8330SJ

[¶]AR-8330SJO

Footswitches

Low-Profile Footswitch


- Ergonomic low-profile design



(a)

Multifunctional/Cable


- Digital on/off or analog gas pedal operation



(b)

Multifunctional/Wireless

- Radio frequency, wireless communication without line-of-sight concerns
- Digital on/off or analog gas pedal operation



(c)

Low-Profile Footswitch









The low-profile footswitch allows the user to control direction and speed by pressing the appropriate pad. Press the toggle dome switch to change control between the console’s dual channels if 2 handpieces are plugged in. If 1 handpiece is plugged in, the toggle dome switch will toggle between the 3 oscillation modes.

Wireless and Corded Multifunctional Footswitches

Both the wireless and corded multifunctional footswitches can be operated using either the on/off or the gas-pedal setting. All speed, direction, cruise, and toggle controls are accessible on either of these user-friendly accessories, and the active mode is displayed on the console.











Footswitch, low profile (a)	VAR-8310
Footswitch, corded, gas pedal (b)	AR-8315C
Synergy ^{Resection™} footswitch, wireless (c)	AR-8315W

Shaver Blades and Burrs

	2 (Ø mm)	3 (Ø mm)	3.5 (Ø mm)	3.8 (Ø mm)	4 (Ø mm)	4.2 (Ø mm)	5 (Ø mm)	5.5 (Ø mm)	
 Excalibur Most aggressive option, designed for extensive soft-tissue debridement				AR-8380EX	AR-8400EX AR-8400CEX (Curved)	AR-6420EX ¹ AR-6420CEX ²	AR-8500EX	AR-8550EX	Most aggressive
 Torpedo™ Blade Ideal for enisectomies, with an ovoid outer window and a smooth cutting edge			AR-7350TD (small joint)		AR-7400TD (small joint) AR-8400TD AR-8400CTD (curved)	AR-6420TD ¹ AR-6420CTD ²	AR-8500TD		
 SabreTooth Aggressive, all-purpose blade ideally suited for extensive soft-tissue debridement			AR-8350ST	AR-8380ST	AR-8400ST AR-8400CST (curved)	AR-6420CST ²	AR-8500ST	AR-8550ST	
 Bone Cutter Designed for aggressive general tissue debridement when run in oscillation mode and for bone removal when run in the forward direction					AR-8380BC AR-8400BC (curved)	AR-6420BC ¹ AR-6420CBC ²	AR-8500BC	AR-8550BC	
 Dissector Best choice for aggressive resection of meniscus, synovium, cartilage, and plica		AR-7300DS (small joint)	AR-8350DS AR-8350CDS (curved)	AR-8380DS	AR-8400DS AR-8400CDS (curved)	AR-6420DS ¹ AR-6420CDS ²	AR-8500DS	AR-8550DS	Least aggressive
 Double Cut Ideal blade for efficient general soft-tissue resection and fine sculpting of articular cartilage				AR-8380DC	AR-8400DC AR-8400CDC (curved)			AR-8550DC	
 Sabre Designed for more aggressive general soft-tissue resection applications, while leaving smooth tissue edges	AR-7200SR (small joint)	AR-7300SR (small joint)		AR-8380SR	AR-8400SR AR-8400CSR (curved)		AR-8500SR	AR-8550SR	
 Slotted Whisker Ideally suited for nonaggressive resection of articular cartilage, fatty tissue, and synovium				AR-8380SW					


1. Hip length




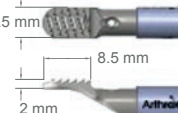
2. Hip length, curved

			3 (Ø mm)	4 (Ø mm)	5 (Ø mm)	5.5 (Ø mm)
6-flute		BLURR® Attachment The BLURR attachment is a useful device that aggressively resects both bone and soft tissue, which is particularly useful for acromioplasties and notchplasties.			AR-8500BL	
6-flute 8-flute 12-flute		ClearCut™ Oval Burrs The clear shield enhances visibility while resecting bone during notchplasties and acromioplasties.			AR-8500COE AR-8500COT	AR-8550COS AR-8550COE AR-8550COT
8-flute		ClearCut Round Burrs The clear shield enhances visibility during osteochondral and osteophyte resection or bony site preparation.		AR-8400CRE	AR-8500CRE	AR-8550CRE
6-flute		ClearCut TR Burrs The angled clear shield provides additional soft-tissue retraction and enhanced visibility during osteochondral and osteophyte resection and bony site preparation.		AR-8400CTS		
6-flute		ClearCut SLAP Burrs These provide enhanced visibility and soft-tissue protection during glenoid preparations in SLAP lesion repairs of the labrum.		AR-8400CSS		
6-flute 8-flute 12-flute		FlushCut™ Oval Burrs The design facilitates aggressive bone resection in notchplasty, distal clavicle, and subacromial decompression procedures.			AR-8500FOS AR-8500FOE AR-8500FOT	AR-8550FOS AR-8550FOE AR-8550FOT
8-flute 10-flute 12-flute		Oval Burrs The design enables rapid, aggressive bone resection in notchplasty, distal clavicle, and subacromial decompression procedures.	AR-7300OBT (10-flute)	AR-8400OBE (8-flute)	AR-8500OBE (8-flute)	AR-8550OBT (12-flute)
8-flute		Round Burrs These are suitable for soft-tissue, osteochondral, and osteophyte resection, or bony site preparation.	AR-7300RBE	AR-8400RBE AR-6400RBE ¹	AR-8500RBE AR-6500RBE ¹ AR-6500VBE ²	AR-8550RBE
12-flute		Tapered Burrs These are designed for distal clavicle resection and for shaping bone and cartilage during notchplasty and acromioplasty procedures.			AR-8500TBT	
		Oval/Tapered Hoodless-Sheath Burrs These allow for bone resection without a hood surrounding the burr head, while improving visibility in and access to tight spaces.		AR-8400HSO oval/burr	AR-8500HSO oval/ tapered burr	AR-8550HSO oval/ tapered burr

1. Hip length

2. Hip length, concave



		4 (Drill depth in mm)	6 (Drill depth in mm)
	PowerPick™ Attachment Originally developed to streamline microfracture procedures, this tool uses a shaver handpiece to power a Ø1.5 mm trocar tip. The 30° and 45° angled shafts enable use in various additional applications, including ACL femoral tunnel location.	AR-8150PP-30 (30°) AR-8150PP-45 (45°)	AR-8150PX-45 (45°)

	3.5 (Width in mm)	4 (Width in mm)	5.5 (Width in mm)
	AR-8350PR	AR-8400PR	AR-8550PR
			








PowerRasp™ Attachment

Ideal for arthroscopic bone debridement, the reciprocating motion produces a smooth, flat surface, making it especially effective for procedures such as subacromial ecompressions and notchplasties.



Retractable Hood Burrs

	4 (Ø mm)	5 (Ø mm)	5.5 (Ø mm)
8-flute	<div></div> <div>FlushCut™ Oval Burrs The shaft can be used as a cutting depth guide during procedures when a flat surface is desired, such as in an acromioplasty. By using the shaft as a depth stop and keeping the position parallel to the surface during use, the ideal acromioplasty can be completed quickly.</div>	AR-8500RFOE	AR-8550RFOE
8-flute	<div></div> <div>Hip-Length Round Burrs Acetabular preparations can be made with the hood in place to protect the labrum and surrounding tissues when performing a hip labral repair procedure. When necessary, the hood can be retracted to allow full burr head exposure to address other hip pathologies such as a cam lesion.</div>	AR-6400RRBE	AR-6500RRBE

7 cm Shaver Blades and Burrs for Small Joint Handpiece (VAR-8330SJ)

		1 (Ø mm)	2 (Ø mm)	3 (Ø mm)	3.5 (Ø mm)
Color bars reflect family color shown on the adapter		Small-Hub Sabre Featuring a sharp, teardrop-shaped outer window and a smooth inner cutting window, the small-hub sabre leaves crisp, clean edges for a more anatomic appearance following resection.		AR-9200SR	AR-9300SR AR-9350SR
		Small-Hub Dissector This features a sharp, teardrop-shaped outer window. The toothed inner cutting window aggressively attacks tissue, grabbing it and drawing it into the cutting area.			AR-9300DS AR-9350DS
	10-flute 	Small-Hub Oval Burr The design enables rapid, aggressive bone resection in notchplasty, distal clavicle, and subacromial decompression procedures.			AR-9300BT AR-9350BT
	10-flute 	Small-Hub Round Burr This round burr is ideal for soft-tissue, osteochondral, and osteophyte resection, or bony site preparation.			AR-9300BT AR-9350BT
		Small-Hub PowerRasp™ Resector This is ideally suited for soft-tissue, osteochondral, and osteophyte resection, or bony site preparation.			AR-9350PR
		Small-Hub PowerPick™ Drill This is excellent for microdrilling subchondral bone defects.		AR-9100PP-00 (0°) AR-9100PP-45 (45°)	
		Torpedo™ Shaver Blade The tapered tip and scissor-like cutting action facilitate rapid, aggressive soft-tissue resection.			AR-9350TD

11 cm NanoResection™ Instruments for Small Joint Handpiece (VAR-8330SJ)

		2.8 (Ø mm)
	Nano Sabre Shaver This shaver is ideally sized (2.8 mm × 11 cm) to reach all necessary pathologies through “sutureless incisions” while providing improved navigation around tight joint spaces. The sharp teardrop-shaped outer window and smooth inner cutting window leave crisp, clean edges for a more anatomic appearance.	AR-9280NSR-1
10-flute 	Nano Oval Burr The design enables precise bone removal via “sutureless incisions.” It features 10 sharp flutes for improved efficiency, as well as cutting capabilities for tight joint spaces.	AR-9280NOT-1



Fluid and Insufflation Management

116	Arthroscopy Pumps
116	DualWave™ Arthroscopy Pump
117	Continuous Wave™ 4 Arthroscopy Pump
118	Inflow and Outflow Pump Tubing
118	Main Pump Inflow Tubing
118	ReDeuce™ 2-Piece Pump Inflow Tubing System
118	Extension Inflow Tubing
118	DualWave™ Pump Tubing
119	Inflow/Outflow Combination Tube Set and Gravity Tubing
119	Gravity Tubing
120	Pump Accessories
120	Waste Collection Bag
120	Footswitch
120	Autoclavable Remotes
120	Cannulas and Parts
120	Y-Tubing Adapter
121	Antifatigue Mats
121	The Suctioner® Surgical Suction Mat
121	The EcoSuctioner® Surgical Suction Mat
122	The SuctionBlu™ Mat
122	The Surgical Mat™ and The Mini Mat™ Surgical Mats
123	Fluid Containment Pads
123	EcoDri-Safe™ Absorbent Rolls
123	Dri-Safe® Absorbent Pads
124	Floor Aspirator
124	Fluid Diamond® Floor Aspirator
126	Synergy ^{Insufflation™} System
126	Synergy ^{Insufflation} Console
127	Synergy ^{Insufflation™} Accessories

Arthroscopy Pumps

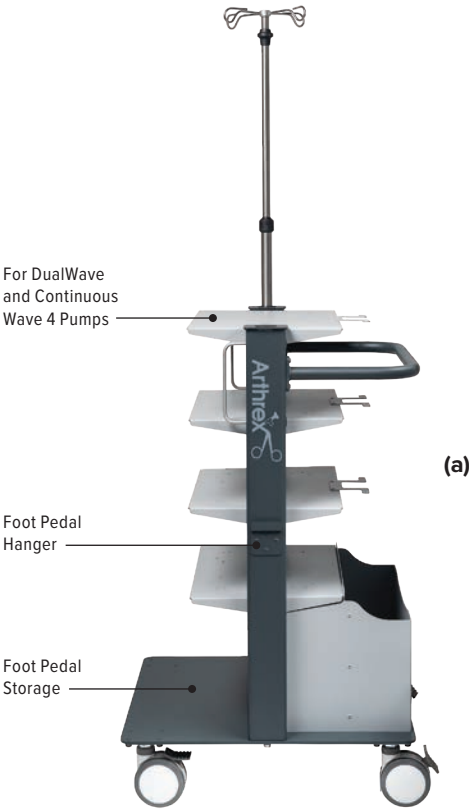
DualWave™ Arthroscopy Pump



The DualWave pump represents a cutting-edge solution in fluid management for arthroscopic procedures. With its integrated inflow and outflow capabilities, precise control features, and user-friendly interface, it offers surgeons unprecedented control and efficiency in the operating room.

Features and Benefits

- › Integrated inflow and outflow capabilities for versatile fluid management
- › Precise control of outflow for clear visualization throughout the procedure
- › Touch panel display providing real-time pressure and flow readings for accurate monitoring
- › Customizable pressure presets, outflow rate, and shaver suction levels for consistent results
- › Lavage and Rinse modes for easy fluid management control
- › Shaver Boost mode for automatic compensation of distention loss during shaver suction
- › Compatibility with Arthrex 2-piece tubing option for cost savings and efficient room turnover



DualWave arthroscopy pump	VAR-6480
---------------------------	----------

The DualWave™ arthroscopy pump cart provides easy installation of the DualWave or the Continuous Wave™ 4 pump at the proper height for surgery. The mobile cart can be configured for storage of fluid bags, shaver blades, and/or foot pedals for easy rotation between operating rooms.

DualWave cart (a)	AR-6481
-------------------	---------

Continuous Wave™ 4 Arthroscopy Pump



The Continuous Wave 4 arthroscopy pump, now with a Synergy heads-up display and direct communication with the Synergy resection system, is a fully integrated inflow-only arthroscopy pump.

Clear, consistent, turbulence-free visualization is achieved through Arthrex's latest proprietary design, which precisely maintains optimal joint distention and clarity.

The touch-panel video display gives real-time pressure and flow readings, and displays the total fluid used during a case, as well as the total run time at the end of a procedure. Flexibility is key, with touch-panel access and the choice of a foot pedal or autoclavable remote-control device that allows the user to control the Continuous Wave 4 pump from the sterile field.

User-selected defaults encompass pressure settings (by joint space), flow rate, and shaver boost levels. The Lavage mode allows the user to control pressure at the touch of a button. The addition of shaver detection provides an optional boost of pressure when the shaver is activated.

Continuous Wave 4 arthroscopy pump	VAR-6485
------------------------------------	----------

The DualWave arthroscopy pump cart provides easy installation of the DualWave or the Continuous Wave 4 pump at the proper height for surgery. The mobile cart can be configured for storage of fluid bags, shaver blades, and/or foot pedals for easy rotation between operating rooms.

The Continuous Wave 4 pump cart provides easy installation at the proper height for surgery. The mobile cart features 4 saline bag hooks, a pump stand, and a storage basket.

Continuous Wave 4 pump cart (a)	AR-6485PC
---------------------------------	-----------



Inflow and Outflow Pump Tubing

Main Pump Inflow Tubing



This set is for those who prefer a complete tubing set and want to replace the fluid bags after each case. Each tubing set comes with an independently packaged press-fit Luer lock to allow for tubing length adjustment if used in conjunction with the extension tubing. If used alone, the set must be discarded after each case.

Main pump tubing for AR-6480 or AR-6485, 16 ft long, sterile, qty. 10	AR-6410
---	---------

Extension Inflow Tubing



This unique tubing provides an economical option to reduce tubing costs by allowing the main pump tubing to remain in use for the entire surgical day. The exclusive backflow valve prevents contaminated fluid from reaching the main pump tubing. The main pump tubing and fluid bags no longer need to be discarded after each surgical case.

Extension tubing, 8 ft long, sterile, qty. 20	AR-6220
---	---------

DualWave™ Pump Tubing



DualWave outflow tubing allows the DualWave arthroscopy pump to regulate both inflow and outflow in the joint space. By controlling both aspects, distention is maintained at the highest level, resulting in maximum visualization.

DualWave outflow tubing for AR-6480, qty. 10	AR-6430
--	---------

ReDeuce™ 2-Piece Pump Inflow Tubing System



The 2-piece pump tubing maintains sterility due to the design of the patient-side tubing and the touch-proof connector. Leaving the pump-side tubing in place the entire day saves on fluid by not requiring the remaining fluid to be discarded after terminating each surgical case.

ReDeuce 2-piece pump tubing w/ connector for AR-6480 or AR-6485, 8 ft long, sterile, qty. 10	AR-6411
--	---------



The 2-piece patient tubing set contains a backflow restrictor, saving tubing costs and setup time by only requiring patient tubing to be discarded and passed off from the sterile field after and before each case.

ReDeuce 2-piece patient tubing, sterile, 8 ft long, qty. 20	AR-6421
---	---------

Inflow/Outflow Combination Tube Set and Gravity Tubing

Inflow/Outflow Tubing Set



This combination set comes with both AR-6410 and AR-6430, simplifying preparation by reducing the number of items needed in the OR to set up the DualWave™ pump. Having fewer tubing packages reduces ordering and simplifies inventory tracking, providing a direct price reduction.

DualWave outflow tubing set w/ main pump tubing for AR-6480, qty. 8	AR-6436
---	---------



This combination set comes with both AR-6421 and AR-6430, simplifying preparation by reducing the number of items needed in the OR to set up the DualWave pump. Having fewer tubing packages reduces ordering and simplifies inventory tracking, providing a direct price reduction.

DualWave 2-piece pump tubing w/ connector for AR-6480, qty. 10	AR-6435
--	---------

Gravity Tubing



Gravity tubing is compatible with all arthroscopic sheaths and cannulas and able to maintain proper distention even in complicated surgical cases that demand high flow.

2-spike tubing	AR-6412
4-spike tubing	AR-6414

Pump Accessories

Waste Collection Bag



The waste collection bag can be hung from the AR-6481 pump cart and can hold up to 10 liters of waste fluid. At the end of a surgical case, simply seal the bag and dispose.

Waste collection bag, qty. 10	AR-6431
-------------------------------	---------

Autoclavable Remotes



The autoclavable DualWave™ remote control provides finger-touch access to pressure adjustment, Lavage and Rinse modes, shaver suction levels, and the Run/Stop button.

DualWave autoclavable remote	AR-6495
------------------------------	---------

Y-Tubing Adapter



The optional Y-tubing adapter allows 4 fluid bags to be connected to either the main pump tubing or the 2-piece pump tubing, resulting in fewer fluid bag changes.

Y-tubing adapter, double spike, 2 per set, sterile, qty. 10	AR-6215
---	---------

Footswitch



The DualWave footswitch allows the user to control both pressure and flow levels with the lavage and rinse pedals.

DualWave footswitch	VAR-6483
---------------------	----------

Cannulas and Parts



Flexible cannula, 2.5 mm × 103 mm with obturator (a)	AR-3420.2.5
Flexible cannula, 4.5 mm × 75 mm (b)	AR-6525
Valve for cannula (c)	AR-6501
Trocar for cannula	AR-6502
Obturator for cannula (d)	AR-6503

Antifatigue Mats

The Suctioner® Surgical Suction Mat



This disposable surgical mat combines the absorbency of the poly-backed Dri-Safe® pad and the nonslip, antifatigue memory foam construction of The Surgical Mat™ floor covering with powerful, quiet, and continuous suction capability. These features are designed to ensure a drier, safer, and cleaner operating room. The Suctioner mat has graduated slots to move fluid toward lateral suction tubes.

It easily attaches to any OR vacuum source in seconds and efficiently manages unwanted fluids, keeping them off the OR floor. The mat's antimicrobial properties also aid in reducing the risk of cross-contamination. This latex-free surgical mat is ideal for all surgical procedures.

The Suctioner surgical mat, 22 in × 35 in (comfort mat), 42 in × 56 in (total), blue, qty. 8	USA-X10
--	---------

The EcoSuctioner® Surgical Suction Mat



- › All-in-one ergonomic suction mat that allows two people to stand comfortably during a procedure
- › Designed with directional grooves for improved quiet, continual suction; attaches to any suction source
- › Large, rugged absorbent mat included on underside creates more nonslip surface in OR
- › Lightweight suction mat weighs 0.79 kg, allowing for quick and easy setup and removal
- › Reduces laundry on the floor

The EcoSuctioner surgical mat, 28 in × 40 in (comfort mat), 42 in × 56 in (total), green, qty. 8	USA-XG8
--	---------

The Suctioner, Dri-Safe, The Surgical Mat, and The EcoSuctioner are trademarks of Flagship Surgical, LLC.

The SuctionBlu™ Mat




The SuctionBlu disposable surgical mat combines the absorbency of the poly-backed Dri-Safe® pad and the nonslip, antifatigue memory foam construction of The EcoSuctioner® mat with powerful, quiet, continuous suction capability. These features are designed to create a drier, safer, and cleaner operating room.

The graduated slots on The SuctionBlu mat use gravity to direct fluids toward the suction tube. The SuctionBlu mat easily attaches to any OR vacuum source in seconds and efficiently manages unwanted fluids, keeping them off the floor.

The SuctionBlu mat is a smaller, more economical version of The EcoSuctioner mat but larger than The Suctioner® mat.

The SuctionBlu surgical mat, 42 in × 56 in, blue	USA-XBL
--	---------

The Surgical Mat™ and The Mini Mat™ Surgical Mats



The Surgical Mat and The Mini Mat surgical mats were designed to address three OR issues: comfort, safety, and fluid buildup. Both mats are constructed of a resilient memory foam material that provides relief and support when standing on hard concrete floors and steel step stools. The mats feature a nonslip molded foam design and custom tapered fluid channels to keep the surgical team's feet dry and reduce the risk of tracking body fluids across the OR. The Surgical Mat and The Mini Mat surgical mats are latex-free and ideal for all surgical procedures.

The Surgical Mat pad, 20 in × 39 in, blue, qty. 10 (a)	USA-010
The Mini Mat surgical mat, 13 in × 17 in, blue, qty. 10 (b)	USA-A10

The SuctionBlu, Dri-Safe, The EcoSuctioner, The Suctioner, The Surgical Mat, and The Mini Mat are trademarks of Flagship Surgical, LLC.

Fluid Containment Pads

EcoDri-Safe™ Absorbent Rolls



Containing fluids and streamlining cleanup procedures has never been easier than with the new EcoDri-Safe absorbent rolls. The 28 in × 100 ft rolls are perforated every 20 in to create 60 easy-to-tear-off 20 in × 28 in floor mats on every roll.

EcoDri-Safe absorbent rolls are ideal wherever fluid containment can be an issue:

- › Operating rooms
- › Scrub sinks
- › Laboratory stations
- › Central processing
- › Emergency rooms
- › Procedure rooms
- › Labor and delivery wards

EcoDri-Safe non-poly-backed roll, 100 ft × 28 in, 20 in × 28 in, 60 sheets per roll	USA-ECO100
EcoDri-Safe poly-backed roll, 100 ft × 28 in, 20 in × 28 in, 60 sheets per roll	USA-ECO100PLY
EcoDri-Safe dispensing cart	USA-ECODISP

EcoDri-Safe and Dri-Safe are trademarks of Flagship Surgical, LL

Dri-Safe® Absorbent Pads




- › Superabsorbent, economical, disposable floor pads that eliminate expensive laundry costs
- › Use wherever fluids build up, including OR floors, in front of scrub sinks, lab station floors, etc
- › Dri-Safe pads help prevent slips and falls and the transmission of harmful contaminants to health care providers
- › Impermeable poly-backing option promotes safety by keeping the pads firmly in place and locking in fluids

Dri-Safe absorbent pad, 28 in × 40 in, blue, qty. 20	USA-B28X40
Dri-Safe absorbent pad, 28 in × 40 in, blue, poly-backing, qty. 20	USA-B28X40PLY
Dri-Safe absorbent pad, 28 in × 56 in, blue, qty. 15	USA-B28X56
Dri-Safe absorbent pad, 28 in × 56 in, blue, poly-backing, qty. 15	USA-B28X56PLY

Floor Aspirator

Fluid Diamond® Floor Aspirator



- › Fast, effective fluid collection
- › Powerful suction action keeps floors dry and reduces the potential for slipping or falling
- › Eliminates the need for slippery, costly towels and blankets on the OR floor to absorb fluids
- › Designed with quieting pad and anti-floor-sticking technology
- › Attaches to any surgical suction source
- › Includes easily attachable suction tubing

Fluid Diamond floor aspirator, qty. 30

USA-FDX

Fluid Diamond is a trademark of Flagship Surgical, LLC.

Synergy^{Insufflation}™ System

Synergy^{Insufflation} Console







The technologically sophisticated yet simple Synergy^{Insufflation} device is used for diagnostic and therapeutic endoscopic procedures to distend the peritoneal cavity by filling it with gas. The device has a volumetric flow rate of up to 50 L/min to quickly fill the abdomen. The intuitive touchscreen interface allows for quick and easy adjustments. Pressure and volumetric flow rate can be adjusted between High-Flow and Bariatric modes according to preference. A built-in heating element gives surgeons the ability to heat the gas before it is delivered into the patient. Using our Synergy video management system, the heads-up display feature allows for easy visibility of system settings on the monitor. The console features a venting system and contamination alarm.







Synergy^{Insufflation} console

VAR-3290-0004

Synergy^{Insufflation™} Accessories

Consumables		
Product Image	Product Description	Item Number
	Heated tube set, disposable, qty. 10	AR-3290-1007
	Heated tube set, reusable 100x, autoclavable	AR-3290-1008
	Insufflation tube set, thin, ISO connector, disposable, sterile, qty. 20	Z0293
	Adapter, for ISO/corrugated connector (barbed connector)	Z0164-01

Gas Connectors

Product Image	Product Description	Item Number
	Universal gas supply connector, CO ₂ , straight (included in Synergy ^{insufflation} console*)	Z5078-01
	Universal gas supply connector, CO ₂ , angled	Z5077-01
	US adapter, for universal gas supply connector (included in Synergy ^{insufflation} console*)	Z5073-01
	DISS adapter, for universal gas supply connector	Z5075-01
	Sinter filter, for universal gas connection, qty. 5	Z5072-01
	Switch valve, for connecting 2 bottles	Z0531-00

High-Pressure Hoses

Device: US/bottle: DIN, length 1.5 m	Z5044-01	Device: US/central gas supply: NF (French), length 5 m	Z5103-01
Device: US/bottle: ISO, length 1.5 m	Z5045-01	Device: US/central gas supply: UNI (Italian), length 3 m	Z5104-01
Device: US/bottle: PIN INDEX, length 1.5 m	Z0499-01	Device: US/central gas supply: UNI (Italian), length 5 m	Z5105-01
Device: US/central gas supply: DIN, length 3 m	Z5100-01	Device: US/central gas supply: AGA, length 3 m	Z5106-01
Device: US/central gas supply: DIN, length 5 m	Z5101-01	Device: US/central gas supply: AGA, length 5 m	Z5107-01
Device: US/central gas supply: NF (French), length 3 m	Z5102-01	Device: DISS/central gas supply: DISS, length 3 m	Z5108-01



Arthroscopic RF System

132	Synergy ^{RF} ™ Bipolar Ablation System
132	Synergy ^{RF} Console
133	Synergy ^{RF} ™ Footswitch
133	Apollo ^{RF} ® i90 Probe
134	Apollo ^{RF} ® MP90 and XL90 Probes
134	Apollo ^{RF} ® Hook Probe
135	Apollo ^{RF} MP50 Probe
135	Apollo ^{RF} ® H50 Probe
136	Apollo ^{RF} SJ50 Probe

Synergy^{RF}™ Bipolar Ablation System

The Synergy^{RF} generator is an advanced electrosurgical generator designed to meet the needs of arthroscopic surgical procedures. The generator has an advanced output control algorithm using feedback systems that are capable of adjusting the output as the tissue characteristics change. This will result in a more consistent clinical effect at the surgical site. The Synergy^{RF} console provides an interface to the Synergy video management system for a heads-up display feature so settings are displayed on the main surgical monitor. The Synergy imaging system allows the user to apply surgeon- and procedure-specific presets for ablation and coagulation. These presets can be applied for each Apollo^{RF} probe in the system.

With the Apollo^{RF} ablation probes, Arthrex offers a complete bipolar RF system for the resection, ablation, and coagulation of soft tissue and hemostasis of blood vessels in arthroscopic and orthopedic procedures.

The system features intelligent device recognition (IDR) for the probes currently in use. An implemented metal proximity detection function suspends power when in close proximity to the scope and metal instruments. The Apollo^{RF} electrodes are equipped with ergonomic handles featuring 3 buttons used to operate the ablation and coagulation functions as well as adjust the power setting.

Synergy^{RF} Console



- › Integrates with the Synergy imaging system or operates as a stand-alone unit
- › Probe recognition function identifies probe currently in use
- › Metal proximity detection function suspends power when in close proximity to the scope or metal instruments
- › User-friendly LCD touchscreen
- › Easily adjustable ablation and coagulation settings
- › Controlled plasma-based bipolar RF technology via the Apollo^{RF} probes

Synergy ^{RF} console	VAR-9800
-------------------------------	----------

Synergy^{RF}™ Footswitch

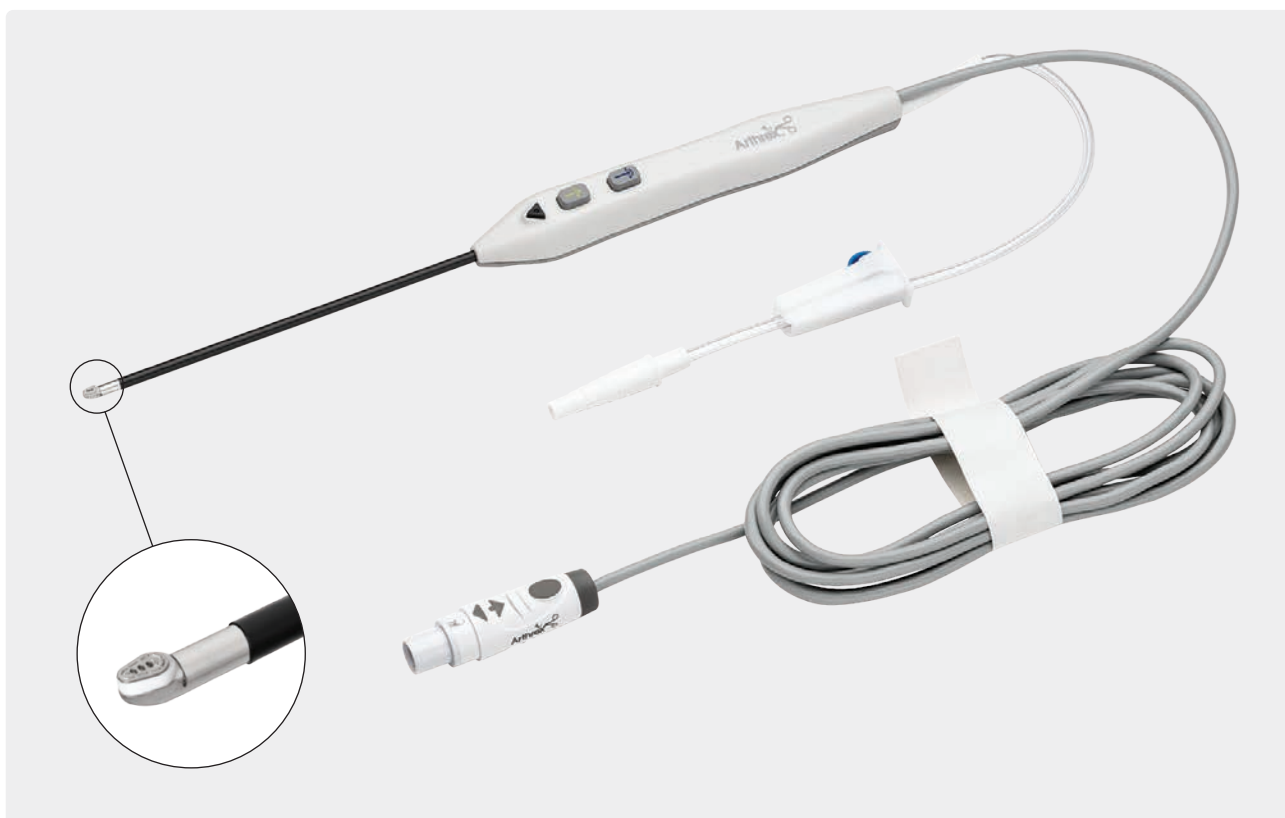


- › Separate ablation and coagulation pedals
- › Central ablation level-adjustment button
- › Integrated carrying handle

Synergy^{RF} footswitch

VAR-9800-F

Apollo^{RF}® i90 Probe



- › Torpedo-shaped electrode designed for easy access into the joint and accurate removal of tissue
- › Increased flow rate by improved flow path* designed to efficiently remove bubbles for better visual clarity, reduced tissue clogging, and faster removal of warm fluid from the joint¹
- › Edge control for a defined plasma edge that enables greater precision and gentle ablation distally on the sides of the electrode

- › Unique electrode design that optimizes tactile feedback when gliding over bone and tissue
- › Shorter working length of 140 mm

Apollo^{RF} i90 probe

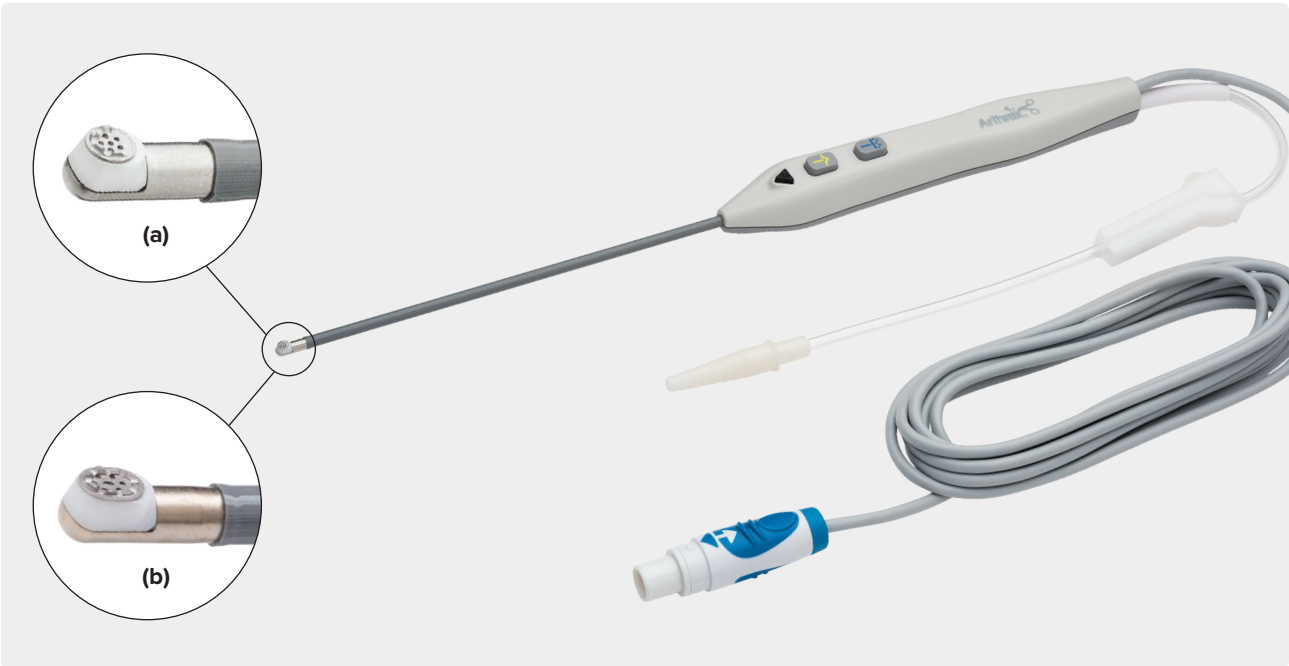
AR-9831

Reference

1. Arthrex, Inc. Data on file (AR-9831 clog performance design verification). Naples, FL; 2021.

*Patent pending

Apollo^{RF}® MP90 and XL90 Probes



- › 90° tip configured to access and ablate tissue rapidly
- › Durable 1-piece active electrode
- › Easy-to-use ergonomic hand controls
- › Multiple ports for efficient bubble removal

- › Apollo^{RF} XL90 probe has a 25% longer electrode than Apollo^{RF} MP90 probe to remove more tissue per pass

Apollo ^{RF} MP90 probe (a)	AR-9811
Apollo ^{RF} XL90 probe (b)	AR-9821

Apollo^{RF}® Hook Probe



- › Generous hook size for easy tissue capture and rapid tissue resection and coagulation
- › Durable 1-piece active electrode
- › Easy-to-use ergonomic hand controls

- › Configured to access and reach tissue in various arthroscopic procedures

Apollo ^{RF} hook probe	AR-9825
---------------------------------	---------

Apollo^{RF} MP50 Probe



- › Smooth radius at tip designed to access confined anatomy
- › 360° edge control for precise ablation
- › Dual aspiration slots for effective suction

- › Lower ablation default setting for use around sensitive tissue
- › For use in knee and shoulder procedures

Apollo^{RF} MP50 probe

AR-9815

Apollo^{RF} H50 Probe



- › 185 mm working length for extended reach into the hip joint
- › Reinforced shaft and handle junction for maintaining device integrity during hip arthroscopy
- › 360° edge control for precise ablation
- › Dual aspiration slots for effective suction

- › Flat electrode face for smooth contouring of tissues
- › Optimal tip geometry for enhanced access to hip anatomy

Apollo^{RF} H50 probe

AR-9835


Apollo^{RF} SJ50 Probe



- › Reduced probe dimension with a 110 mm working length and a 3.3 mm diameter for easy access in small joints
- › 360° edge control for precise ablation
- › Anatomic 50° tip configured to reach and ablate tissue efficiently
- › Low default ablation of 4 setting for reduced energy delivery
- › Optimized aspiration for tissue particulate removal and maintaining optimal fluid temperatures

Apollo^{RF} SJ50 probe

AR-9845



DrillSaw Power™ System

140	DrillSaw Mini 300™ Power System
141	Accessories
142	Attachments
144	DrillSaw Sports 400™ Power System
145	Accessories
146	Attachments
148	Blades and Burrs for DrillSaw Power™ System
148	Micro Sagittal Blades
149	Sagittal Blades
152	Reciprocating Blades
153	Burrs

DrillSaw Mini 300™ Power System

The Battery-Powered Tool for Hand, Foot, and Small-Bone Surgery

Features





- › Cost-efficient modular design
- › Minimal weight and maximum power
- › Excellent balance and ergonomics
- › Lifetime lubricated gearbox
- › Durable, lightweight PEEK housing
- › Lithium-ion battery technology
- › Intuitive handling

DrillSaw Mini 300 handpiece (a)	VAR-300
Lithium-ion battery, for DrillSaw Mini 300 handpiece (b)	VAR-300L
Aseptic transfer kit, for DrillSaw Mini 300 handpiece (c)	VAR-300ATK
Battery housing, for DrillSaw Mini 300 handpiece (d)	VAR-300LBH
Elongation handle, for VAR-300 (e)	VAR-300H











Accessories

Consumables

Product Image	Product Description	Item Number
	Universal battery charger, for DrillSaw Sports 400 ^{™*} , DrillSaw Mini 300 ^{™**} , and DrillSaw Sports 600 handpiece batteries Note: The charger will be delivered without charging bays	VAR-400UBC
	Universal battery charger charging bays, for DrillSaw Mini 300 [™] / DrillSaw Sports 600 handpiece batteries, qty. 2	VAR-400UBC-3
	DrillSaw Mini 300 instrument case	AR-300C-G
	DrillSaw Mini 300 sterilization tray	AR-300C

*AR-400
**AR-300

Attachments







	Product Image	Product Description	Item Number	Connection	RPM	Power	Note
		Saw adapter, sagittal	VAR-300SAG	Arthrex (VAR-300)	15,000 CPM*		Arthrex saw blade connection (DrillSaw Mini 300***)
		Saw adapter, reciprocating	VAR-300SR	Round and flat shaft	15,000 CPM		DrillSaw Mini 300** flat shaft or standard round shaft connection: Ø3.17 mm
		Burr adapter Ø2.35 mm	VAR-300B	Round shaft, 2.35 mm	15,000 CPM		Round shaft connection: Ø2.35 mm (dental connection)
		Drill adapter, AO	VAR-300DAO-2	Standard AO	1300	++	Standard AO connection drills up to Ø6 mm
		Drill, hybrid chuck	VAR-300DJH	0 mm-5 mm	1300	++	Keyed and keyless chucks drill up to 6 mm
		Drill, keyed Jacobs® chuck	VAR-300DJ	0 mm-4 mm	1300	++	Drills up to Ø6 mm
		Drill, keyless chuck	VAR-300DK30	0 mm-3 mm	2750		Burr shank up to 3 mm, drills up to Ø4 mm
		Drill, keyless chuck	VAR-300DK45	2 mm-4.5 mm	2750		Burr shank up to 4.5 mm, drills up to Ø4 mm

Green = drill (1300 rpm); blue = drill (2750 rpm)

*Cuts per minute

**VAR-300

Attachments

	Product Image	Product Description	Item Number	Connection	RPM	Power	Note
Red		Reamer adapter AO	VAR-300RAO	Standard AO	500	+++	Standard AO connection drills up to Ø8 mm, reamer up to Ø20 mm
		Reamer, keyed chuck	VAR-300RJ	0 mm-4 mm	500	+++	Burr shank up to Ø4 mm, drills up to Ø8 mm, reamer up to Ø20 mm
		Replacement key, for Jacobs** chuck	VAR-300KEY				
Grey		Pin driver adapter	VAR-300WD16	0.6 mm-1.6 mm	2750		Recommended application: pins 0.6 mm-1.6 mm
		Pin driver adapter	VAR-300PD24	1.2 mm-2.4 mm	1300		Recommended application: pins 1.2 mm-2.4 mm
Grey		Offset adapter	VAR-300CA	Arthrex AR-300 connection	15000		Offset adapter for all attachments

Red = reaming (500 rpm)

**Jacobs is a trademark of Apex Brands, Inc.

DrillSaw Sports 400™ Power System

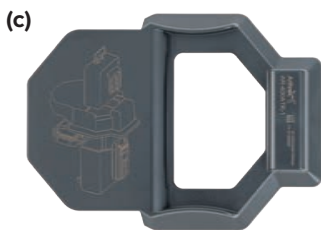
Your First Choice for Sports Medicine, Trauma, and Prosthetics

Features



- › Modular handpiece for drilling, reaming, and sawing
 - › Dual-trigger operation
 - › Multifunctional
 - › Forward
 - › Reverse
 - › Oscillate drilling
 - › Lockout reverse
- › Custom texture improves grip during use
- › Versatile for trauma and sports medicine
- › Lithium-ion battery technology
- › Lightweight, powerful, and perfectly balanced

DrillSaw Sports 400 handpiece* (a)	VAR-400
Lithium-ion battery housing, for DrillSaw Sports 400 handpiece* (b)	VAR-400UBH-1
Aseptic transfer kit, for DrillSaw Sports 400 handpiece* (c)	VAR-400ATK-1
Battery pack, for DrillSaw Sports 400 handpiece,* nonsterile (d)	VAR-400UB

*VAR-400










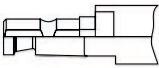

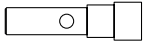

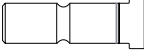


Accessories

Consumables		
Product Image	Product Description	Item Number
	Universal battery charger, for DrillSaw Mini 300 ^{***} , DrillSaw Sports 400 ^{***} , and DrillSaw Sports 600 [^] handpiece batteries Note: The charger will be delivered without charging bays	VAR-400UBC
	Universal battery charger charging bays, for DrillSaw Sports 400 handpiece ^{**} batteries Note: For nonsterile batteries [¶] , 2 charging bays will be delivered at a time	VAR-400UBC-4
	Universal battery charger charging bays, for DrillSaw Mini 300 [*] and DrillSaw Sports 600 [^] handpiece batteries Note: For DrillSaw Mini 300 and DrillSaw Sports 600 lithium-ion battery packs [*] , 2 charging bays will be delivered at a time	VAR-400UBC-3
	DrillSaw Sports 400 instrument case	AR-400AC-1

^{*}VAR-300
^{**}VAR-400
[^]VAR-600
[¶]VAR-400UB
^{*}VAR-300L and VAR-600L

Attachments




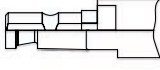



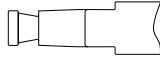



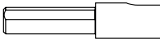

	Product Image	Product Description	Item Number	Connection		RPM	Note
		Saw attachment, sagittal	VAR-400SAG			23,000 CPM*	Arthrex saw blade connection (DrillSaw Mini 300™ power system ^Δ)
		Drill attachment, AO style	VAR-400DAO	Standard AO		1330	Standard AO connection
		Drill, keyless chuck, 0.6 mm-7.4 mm	VAR-400DK74	0.6 mm-7.4 mm		1330	Burr shank up to Ø7.4 mm
		Drill, Jacobs*** chuck, 0 mm-4 mm	VAR-400DJ40	0 mm-4 mm		1330	Burr shank up to Ø4 mm
		Drill, Jacobs® chuck, 0 mm-7.4 mm	VAR-400DJ74	0 mm-7.4 mm		1330	Burr shank up to Ø7.4 mm
		Drill, Jacobs® chuck, hybrid, 0 mm-5 mm	VAR-400DJH50	0 mm-5 mm		1330	Burr shank up to Ø5 mm
		Drill, Jacobs® chuck, hybrid, 0 mm-7.4 mm	VAR-400DJH74	0 mm-7.4 mm		1330	Burr shank up to Ø7.4 mm
		Drill attachment, Zimmer/Hudson style	VAR-400DZH	Zimmer and Hudson		1330	Drill attachments: Zimmer and Hudson
		Drill attachment, trinkle	VAR-400DT	Trinkle		1330	Standard AO and Trinkle connection
		Drill attachment, Harris	VAR-400DHA	Harris		1330	Drill attachments: Harris

*Cuts per minute

**Jacobs is a trademark of Apex Brands, Inc.

^ΔAR-300

Attachments

	Product Image	Product Description	Item Number	Connection		RPM	Note
		Pin driver attachment, 0 mm-3.2 mm	VAR-400PD	0 mm-3.2 mm		1330	Recommended application: 0.6 mm-3.2 mm
		Reamer attachment, Zimmer/Hudson style	VAR-400RZH	Zimmer and Hudson		330	Reamer attachments: Zimmer and Hudson
		Reamer attachment, AO Protek style	VAR-400RAOP	Standard AO Protek		330	Reamer attachments: standard AO Protek
		Reamer, attachment, Hudson style	AR-400RHU	Hudson		330	Reamer attachments: Hudson
		Reamer, Jacobs** chuck, 0 mm-7.4 mm	VAR-400RJ74	0 mm-7.4 mm		330	Burr shank up to Ø7.4 mm
		Reamer, Jacobs chuck hybrid, 0 mm-7.4 mm	VAR-400RJH74	0 mm-7.4 mm		330	Burr shank up to Ø7.4 mm
		Attachment, dynamic hip screw (DHS)	VAR-400DHS	DHS		330	Attachments: DHS
		Burr attachment, 2.35 mm	VAR-400B			21,300	Round shaft connection: Ø2.35 mm
		J-latch and attachment, 2.35 mm	VAR-400JLD			5300	Round shaft connection: Ø2.35 mm

Blue = drill (1300 rpm), red = reaming (330 rpm)

*Jacobs is a trademark of Apex Brands, Inc.

Blades and Burrs for DrillSaw Power™ System

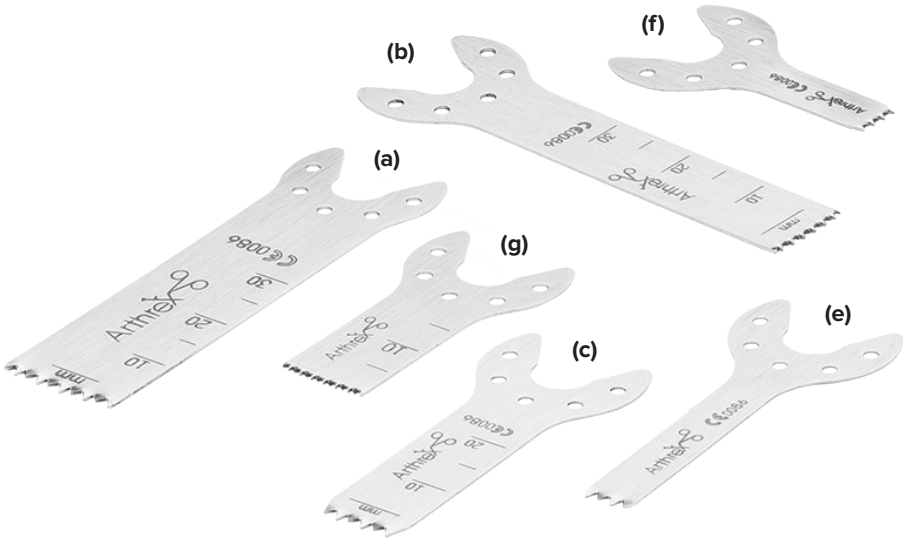
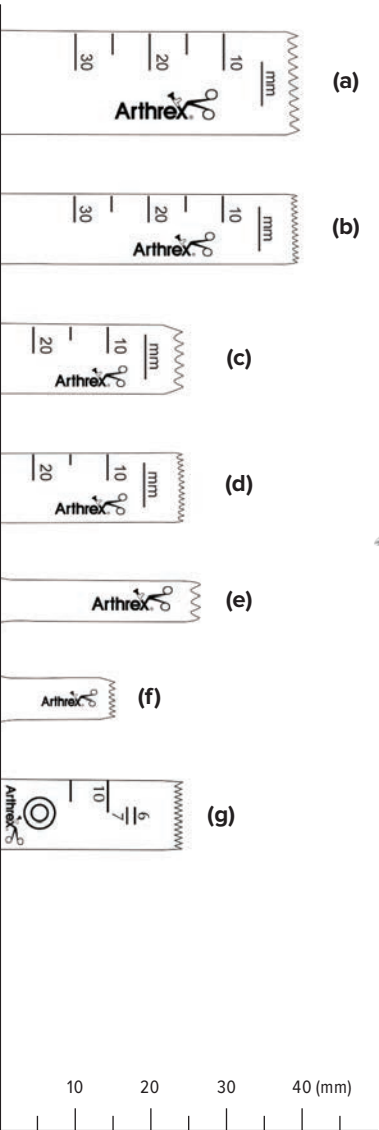
Micro Sagittal Blades

Used With Sagittal Saw Attachments (VAR-300SAG and VAR-400SAG)




Length	Width	Thickness	Item Number
40 mm	14 mm	0.6 mm (a)	AR-300-040S
40 mm	9.5 mm	0.6 mm (b)	AR-300-041S
25 mm	9.4 mm	0.7 mm (c)	AR-300-042S
25 mm	9.4 mm	0.6 mm (d)	AR-300-043S
25 mm	5.5 mm	0.6 mm (e)	AR-300-044S
16 mm	5.5 mm	0.6 mm (f)	AR-300-045S
17 mm	9.4 mm	0.65 mm (g)	AR-300-406S
18.5 mm	10 mm	0.55 mm	AR-300-407S

Actual Size



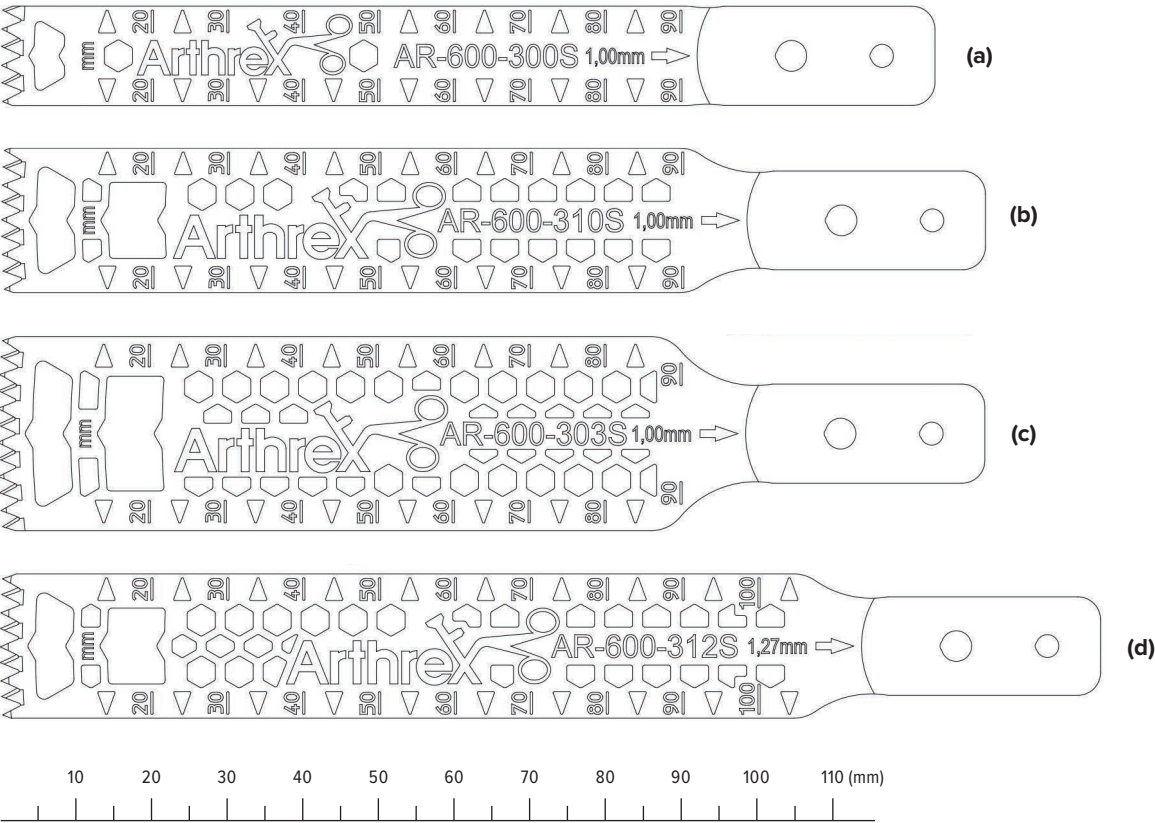
Sagittal Blades

Used With the Minimally Invasive Sagittal Saw Attachment




Length	Width	Thickness	Item Number
90 mm	13 mm	1 mm (a)	AR-600-300S
90 mm	13 mm	1.19 mm	AR-600-307S
90 mm	13 mm	1.27 mm	AR-600-301S
90 mm	19 mm	1 mm (b)	AR-600-310S
90 mm	19 mm	1.27 mm	AR-600-302S
90 mm	19 mm	1.37 mm	AR-600-311S
90 mm	25.4 mm	1 mm (c)	AR-600-303S
90 mm	25.4 mm	1.19 mm	AR-600-304S
90 mm	25.4 mm	1.27 mm	AR-600-305S
90 mm	25.4 mm	1.47 mm	AR-600-306S
105 mm	19 mm	1.27 mm (d)	AR-600-312S

Actual Size



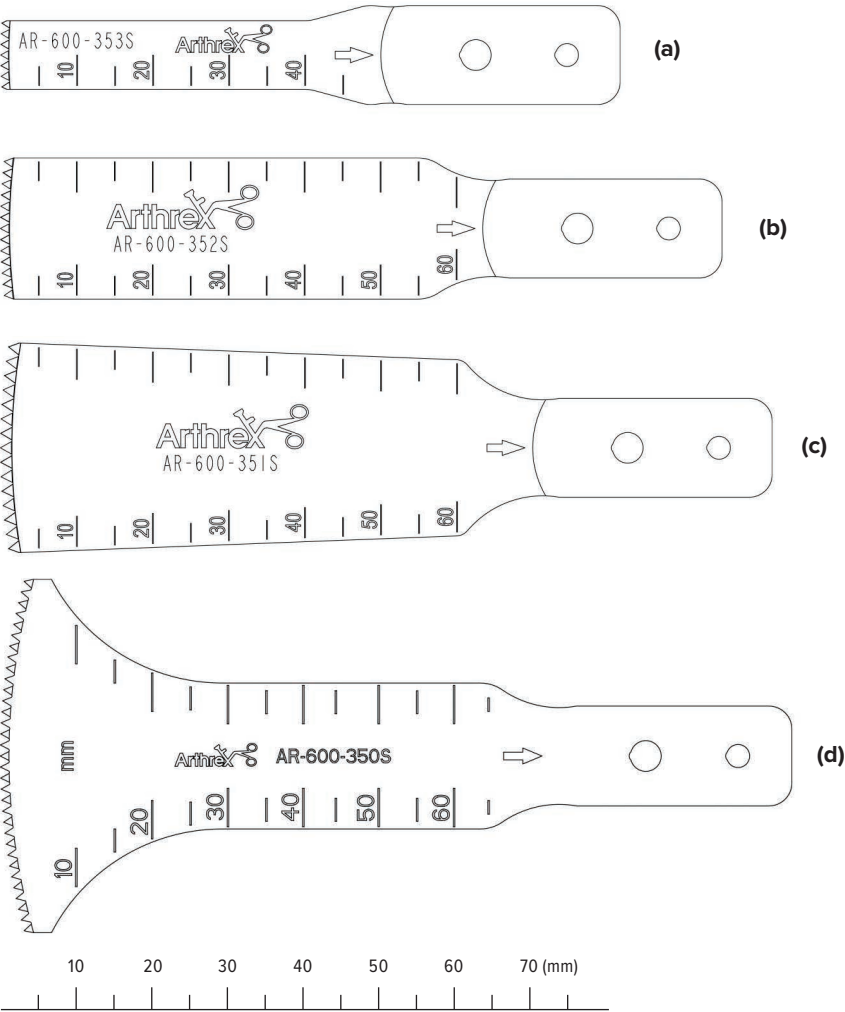
Sagittal Blades

Used With the Minimally Invasive Sagittal Saw Attachment




Length	Width	Thickness	Item Number
45 mm	9 mm	0.6 mm (a)	AR-600-353S
65 mm	18 mm	0.8 mm (b)	AR-600-352S
65 mm	27 mm	0.8 mm (c)	AR-600-351S
65 mm	46 mm	0.6 mm (d)	AR-600-350S

Actual Size

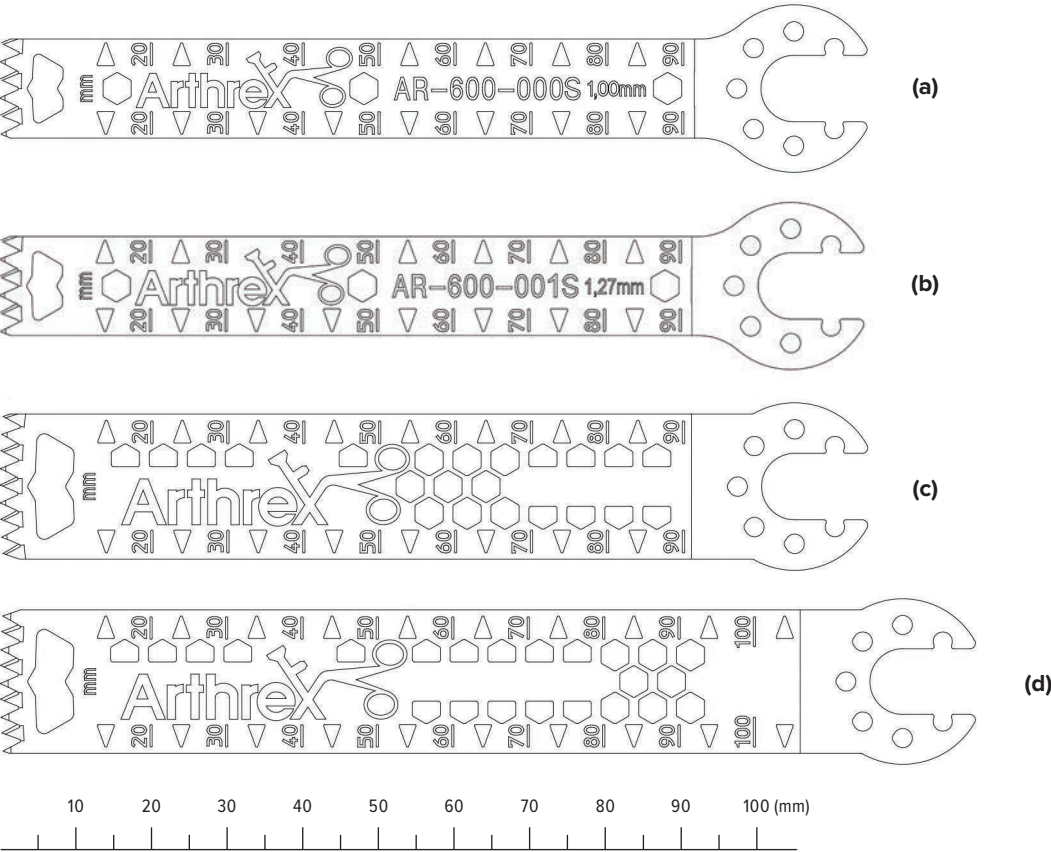


Sagittal Blades

Used With a Sagittal Saw Attachment



Length	Width	Thickness	Item Number
90 mm	13 mm	1 mm (a)	AR-600-000S
90 mm	13 mm	1.19 mm	AR-600-007S
90 mm	13 mm	1.27 mm (b)	AR-600-001S
90 mm	13 mm	1.37 mm	AR-600-013S
90 mm	19 mm	1.27 mm	AR-600-002S
90 mm	19 mm	1.37 mm (c)	AR-600-010S
90 mm	19 mm	1.37 mm	AR-600-011S
105 mm	19 mm	1.27 mm (d)	AR-600-012S
90 mm	25.4 mm	1 mm	AR-600-003S
90 mm	25.4 mm	1.19 mm	AR-600-004S
90 mm	25.4 mm	1.27 mm	AR-600-005S
90 mm	25.4 mm	1.47 mm	AR-600-006S
45 mm	9 mm	0.6 mm	AR-600-053S
65 mm	18 mm	0.8 mm	AR-600-051S
65 mm	27 mm	0.8 mm	AR-600-052S
65 mm	46 mm	0.8 mm	AR-600-050S
45 mm	8.5 mm	0.38 mm	AR-600-107S
65 mm	27 mm	0.80 mm	AR-600-151S
65 mm	48 mm	0.90 mm	AR-600-150S
90 mm	19 mm	1.0 mm	AR-600-110S
90 mm	25.4 mm	0.90 mm	AR-600-103S
90 mm	25.4 mm	1.19 mm	AR-600-104S
90 mm	25.4 mm	1.47 mm	AR-600-106S



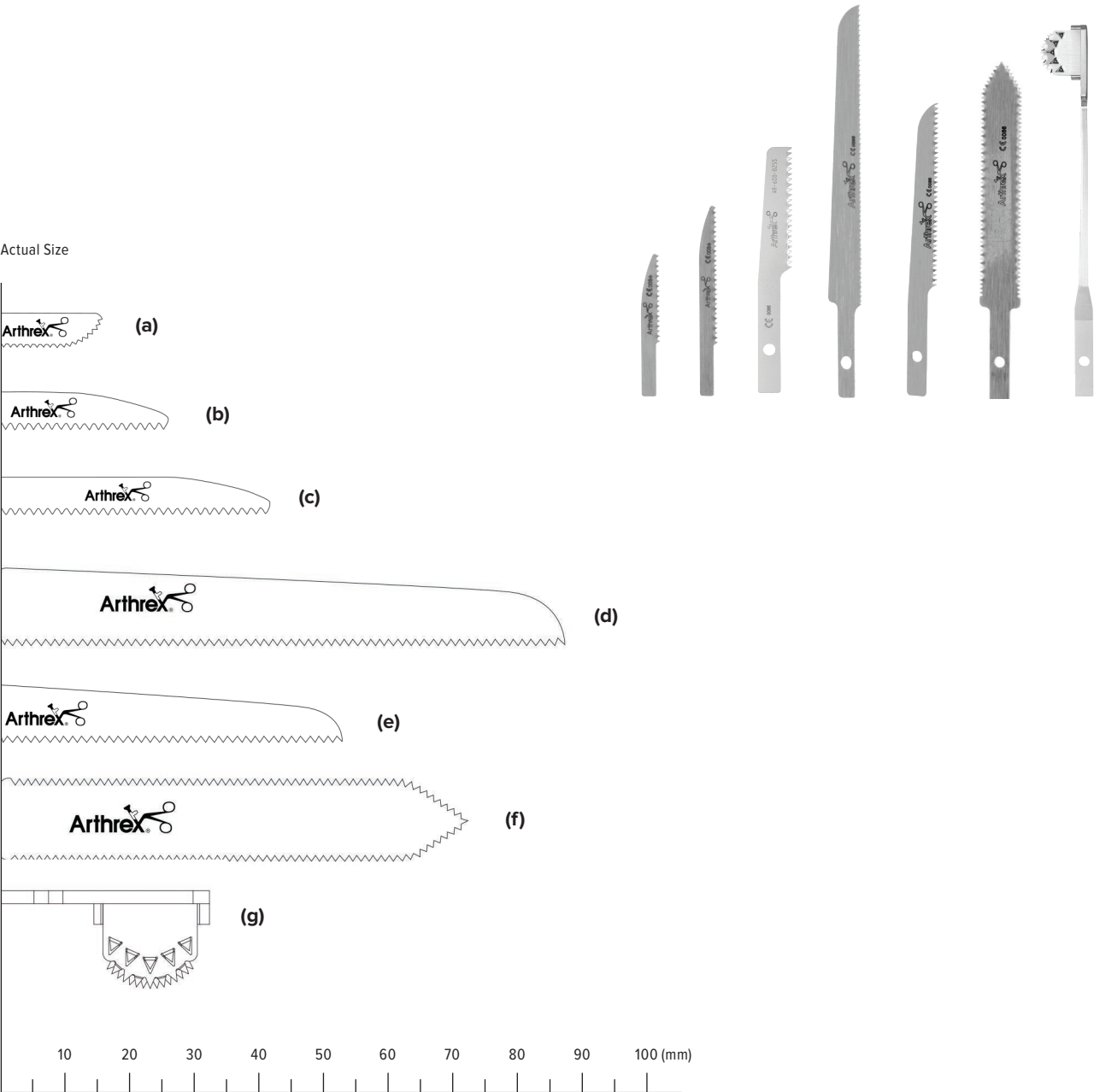
Reciprocating Blades

Used With Reciprocating Saw Attachments (VAR-300SR)



Length	Width	Thickness	Item Number
15 mm	6 mm	0.6 mm (a)	AR-300-050S
25 mm	6 mm	0.6 mm (b)	AR-300-051S
40 mm	6 mm	0.6 mm (c)	AR-300-052S
15 mm	4.2 mm	13 mm (g)*	AR-600-250S
32.8 mm	9.5 mm	1.1 mm	AR-600-025S [†]
52.8 mm	10 mm	1.1 mm (e)	AR-600-021S
88 mm	13.4 mm	1 mm (d)	AR-600-020S
73.5 mm	13.5 mm	1 mm (f)	AR-600-022S
73.5 mm	12.7 mm	1.27 mm	AR-600-026S

^{*}For Biomet Oxford knee (cemented version only)
[†]Compatible with AR-600SRS (sternum saw adapter)



Burrs



Length	Width	Thickness	Item Number
13 mm	Ø2 mm	Straight/ Shannon recta (a)	AR-300-B001
8 mm	Ø2 mm	Straight/ Shannon corta (b)	AR-300-B002
12 mm	Ø2 mm	Straight/ Shannon larga (c)	AR-300-B003
13 mm	Ø2.9 mm	Conical/wedge 4 (d)	AR-300-B101
13 mm	Ø2.9 mm	Straight/wedge 3 (e)	AR-300-B102
19.5 mm	Ø2 mm	Straight/Shannon recta 2.0 long (f)	AR-300-B201
20 mm	Ø3.1 mm	Straight/Shannon (g)	AR-300-B202



(a)



(b)



(c)



(d)




(e)



(f)



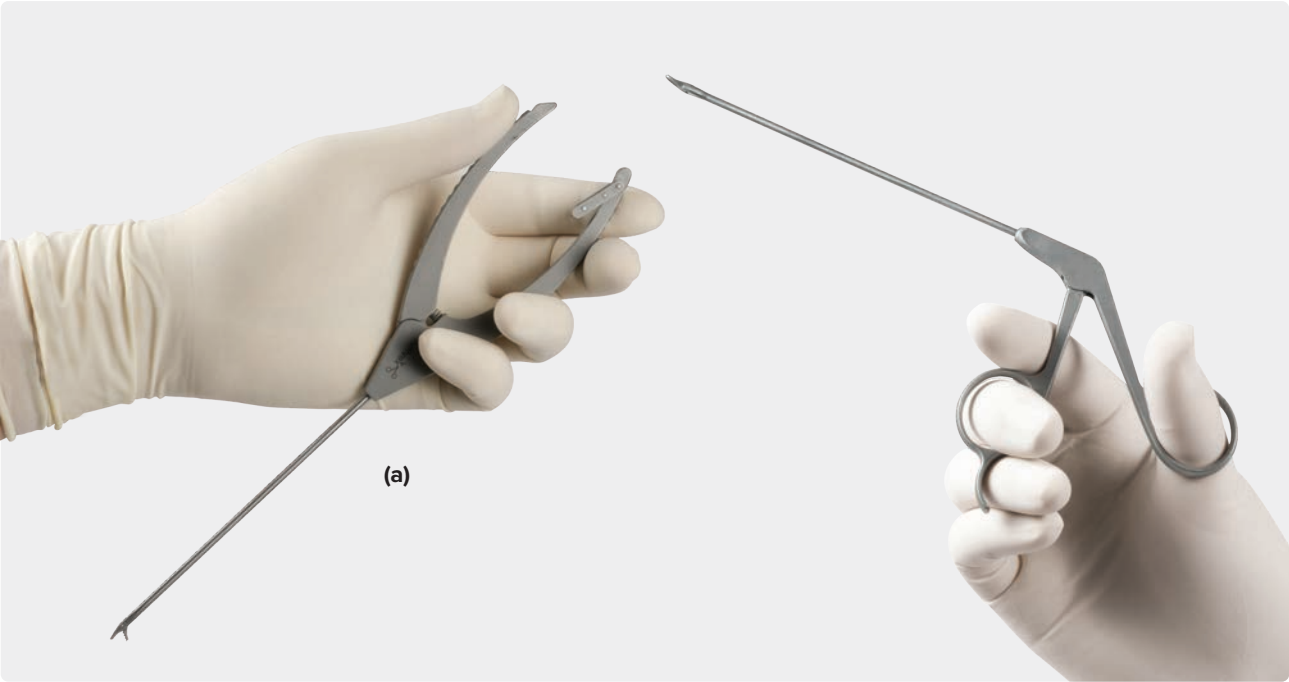
(g)



Arthroscopy Instruments

156	Arthroscopy Instruments
157	Palpation Hooks
157	Canine Stifle Distractors
157	Meniscal Knives
157	Meniscal Probes
158	Suture Cutters
159	Arthroscopic Scissors
160	Graspers
161	Punches
162	Small Joint Instruments
163	Arthroscopy Instruments System Case
164	Chondral Picks, Curettes, and Osteotomes
165	PassPort Button™ Cannula
165	Gemini™ SR8 Cannula
166	5 mm Low-Profile Cannula
166	Crystal Cannula® Cannula
166	Twist-In™ Cannulas
167	Metal Cannulas
168	Metal Cannulas and Sets

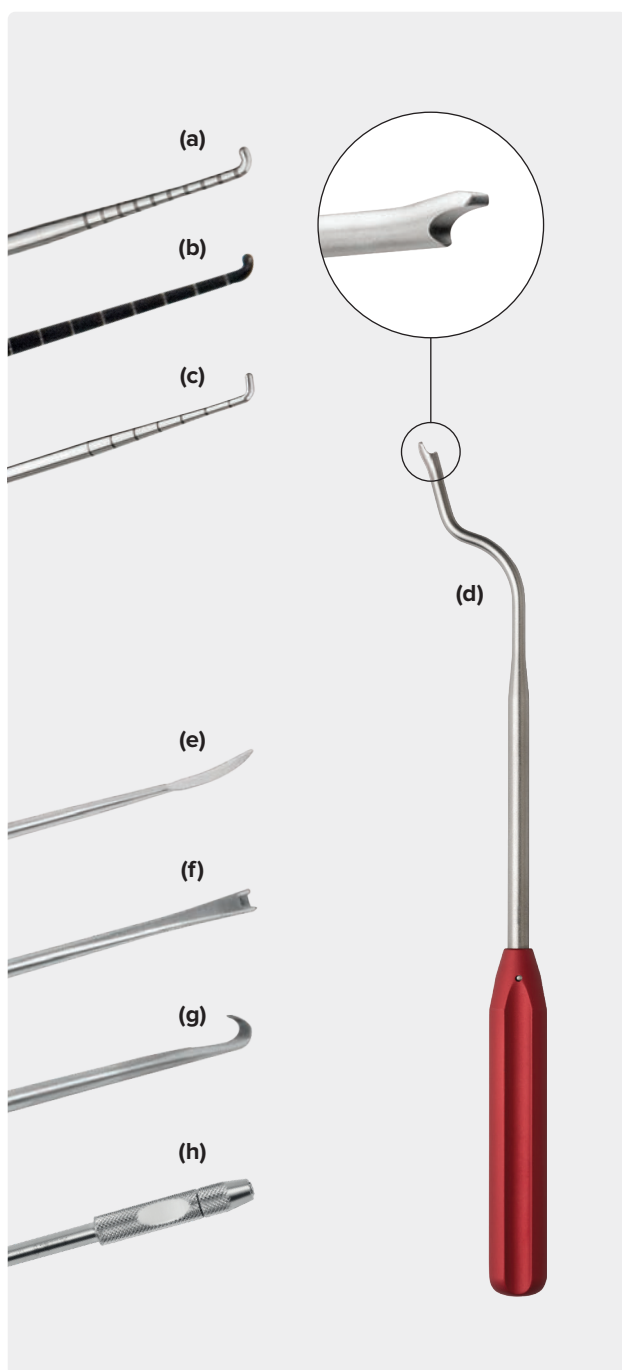
Arthroscopy Instruments



- › Over 100 tip configurations and tip geometries
- › Lifetime warranty on materials and workmanship
- › High-quality carbon steel cutting edges that require resharpener in very few cases
- › Series I ring handle for precise control and tactile feedback
- › WishBone™ handle for retrograde usage with either hand (W at the end of the article number) **(a)**

Most Common Arthroscopy Instruments

Punch, slender, straight tip, Ø2.75 mm shaft	VAR-11100
Punch, standard, straight tip, Ø2.75 mm shaft	VAR-11000
Grasper, blunt, self-ratcheting, straight tip, Ø2.75 mm shaft	VAR-11500SR
Grasper, alligator, self-ratcheting, straight tip, Ø2.75 mm shaft	VAR-11600SR
Grasper, pointed, self-ratcheting, straight tip, Ø2.75 mm shaft	VAR-11700SR



Palpation Hooks

Hook probe, small, 3.4 mm tip, 71 mm shaft (a)	VAR-30000
Probe, graduated, black, 1.5 mm tip length	VAR-5021
Probe, graduated, black, 2.5 mm tip length (b)	VAR-5007
Probe, stainless steel, 5.4 mm tip, 125 mm shaft (c)	VAR-10010

Canine Stifle Distractors

- › Allow for the examination of both menisci without the need for instrument repositioning
- › One-hand usage
- › Ideal for CCL-deficient dogs in which meniscal lesions are very common

Stifle distractor, canine, 13 mm	VAR-4010-13
Stifle distractor, canine, 20 mm	VAR-4010-20
Stifle distractor, canine, 27 mm (d)	VAR-4010-27

Meniscal Knives

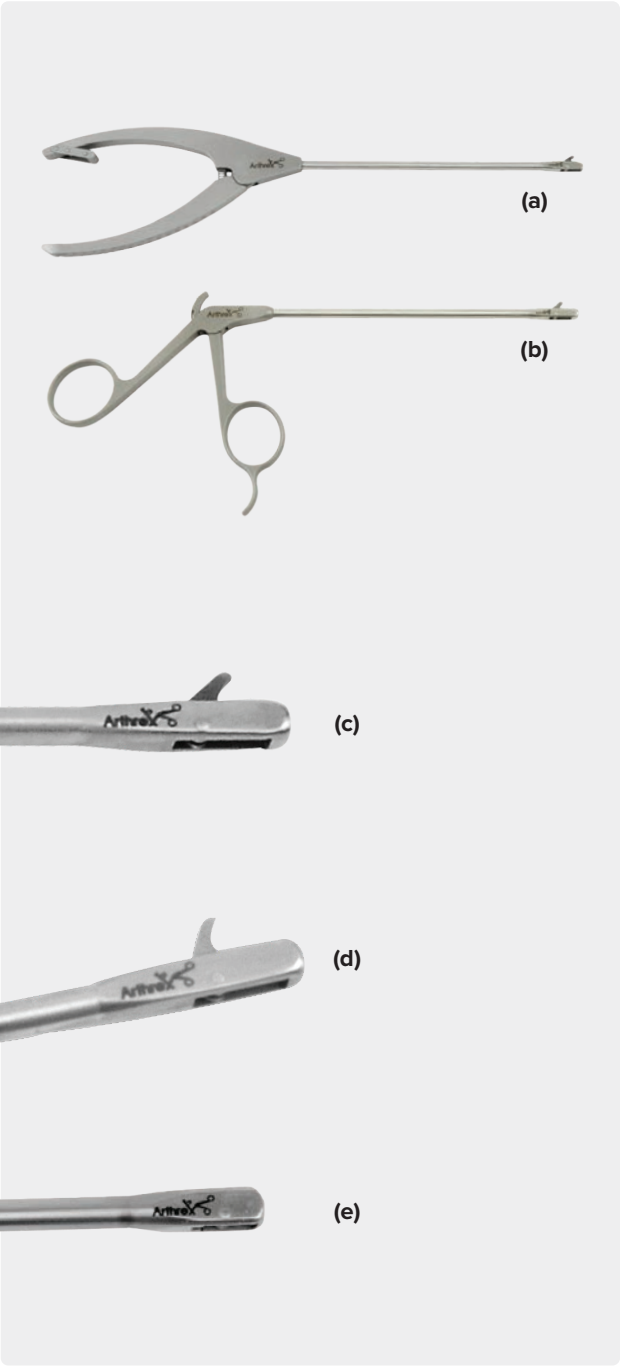
- › Reusable handle
- › Single-use knife attachments

Banana knife (e)	VAR-5001
Push knife, 3 mm (f)	VAR-5003
Hook knife (g)	VAR-5005
Handle (h)	VAR-5020

Meniscal Probes

Canine <i>InternalBrace</i> ™ system case	VAR-1679C
Tray 3, meniscal, for canine <i>InternalBrace</i> system	VAR-1679C-03

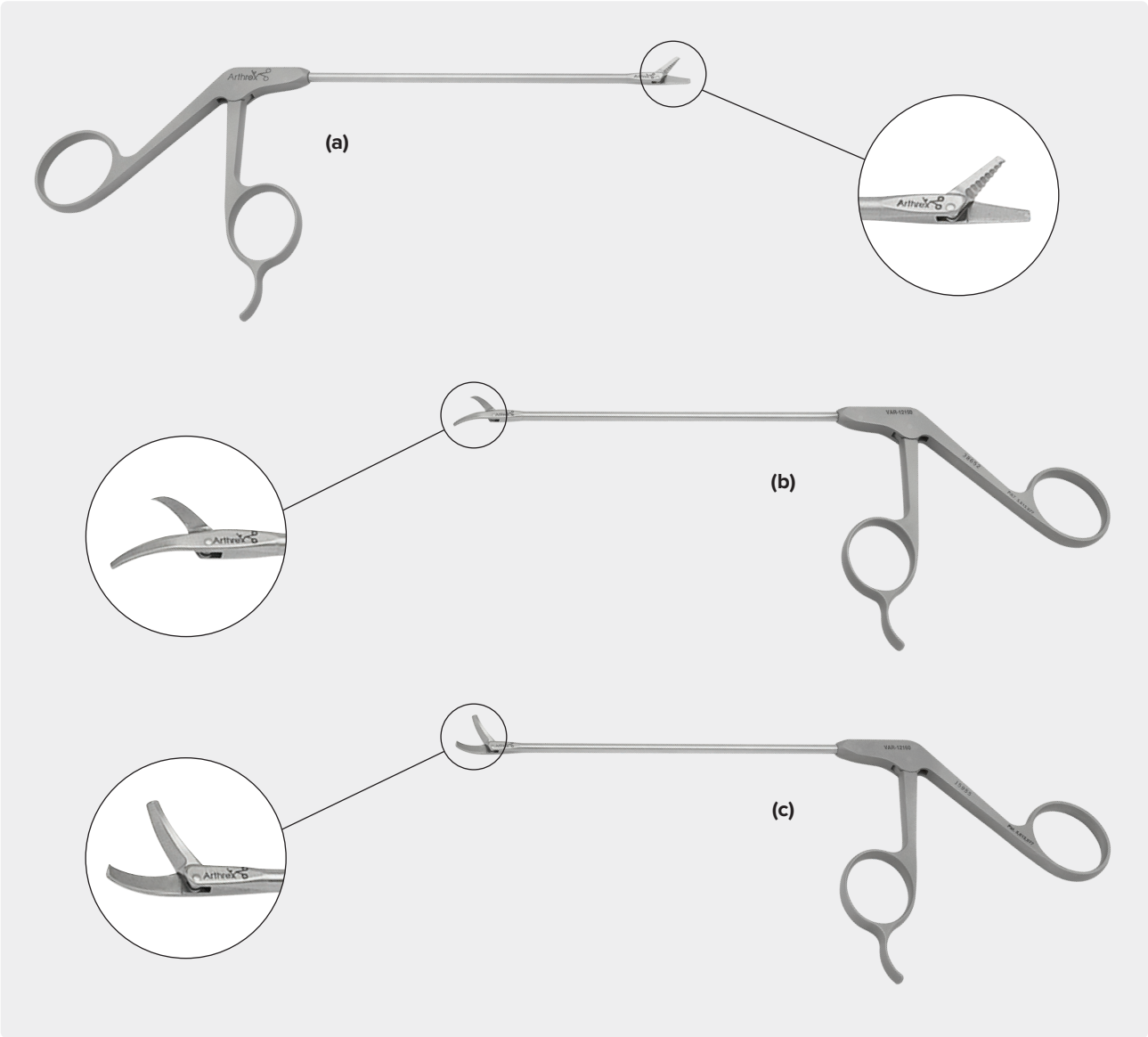
Suture Cutters



- Arthroscopic suture cutters
- Closed-end suture cutters have an offset, leaving a suture tail
- Tape and open-ended cutters allow tapes and sutures to be cut flush

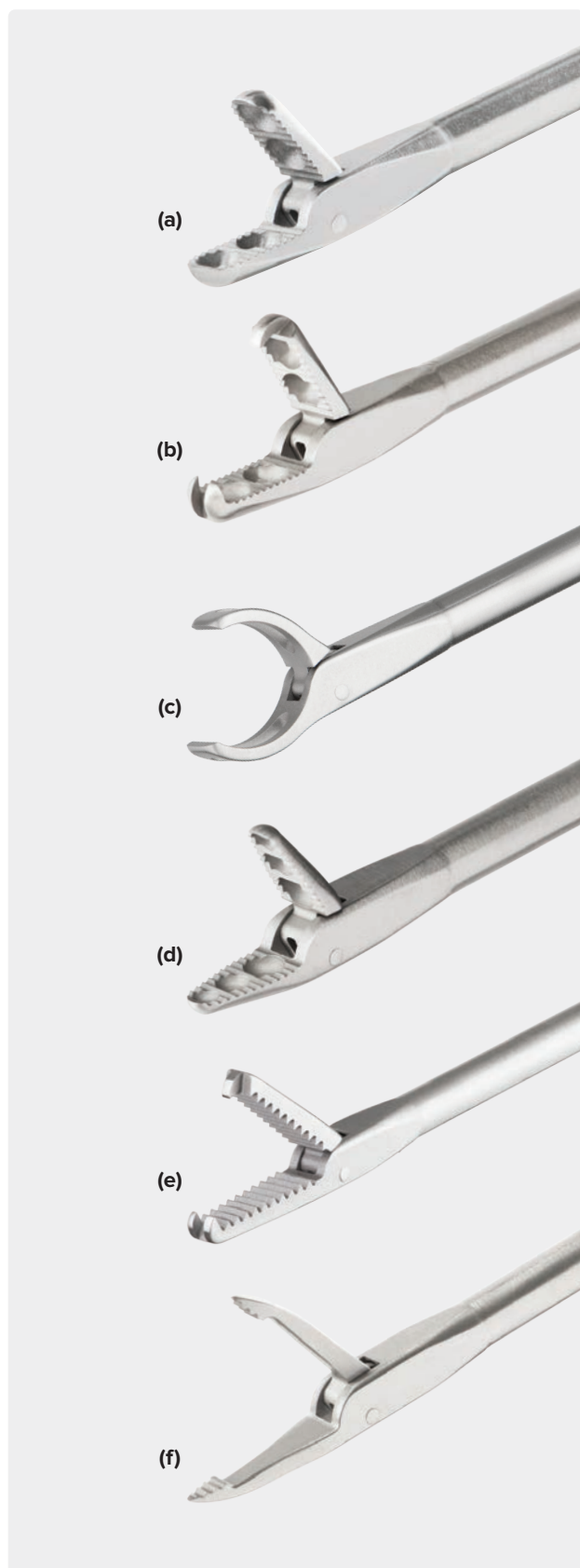
Suture cutter, straight, 4.2 mm, (b)	AR-12250
Suture cutter, straight, 4.2 mm, with WishBone™ handle (a)	AR-12250W
Suture cutter, straight, 2.75 mm, for 2-0 suture (c)	AR-11790
Suture cutter, 15° up curve, 2.75 mm, for 2-0 suture (d)	AR-11791
Suture cutter, open-ended, left notch	AR-11794L
Suture cutter, open-ended, left notch, with WishBone handle	AR-11794LW
FiberTape® suture cutter (e)	AR-13250
FiberTape suture cutter, with WishBone handle	AR-13250W

Arthroscopic Scissors



Scissors, straight, serrated, Ø3.4 mm shaft (a)	VAR-12140
Scissors, curved, right (b)	VAR-12150
Scissors, curved, left, Ø3.4 mm shaft (c)	VAR-12160

Graspers



- › Various shaft diameters (Ø)
- › Ring handle with (SR) or without (NR) ratcheting mechanism or FlushPort **(F)** connection
- › WishBone™ handle with ratcheting mechanism

Blunt Grasper Tips, Series I (a)

	WishBone Handle	Shaft
2.75 mm shaft diameter		
AR-11500NR, VAR-11500SR	VAR-11500W	Straight
AR-11510NR, VAR-11510SR	AR-11510W	15° up curved
3.4 mm shaft diameter		
AR-12500NR, VAR-12500SR	AR-12500W	Straight
AR-12510NR, AR-12510SR	VAR-12510W	15° up curved
4.2 mm shaft diameter		
AR-13500NR, AR-13500SR	AR-13500W	Straight

Alligator Grasper/Hook Tips, Series I (b)

	WishBone Handle	Shaft
2.75 mm shaft diameter		
VAR-11600NR, VAR-11600SR	VAR-11600W	Straight
AR-11610NR, AR-11610SR	AR-11610W	15° up curved
3.4 mm shaft diameter		
AR-12600NR, VAR-12600SR	VAR-12600W	Straight
AR-12610NR, AR-12610SR	VAR-12600W	15° up curved
4.2 mm shaft diameter		
AR-13600NR	AR-13600W	Straight

ACL/PCL Graft Passing Forceps, Series I (c)

	WishBone Handle	Shaft
4.2 mm shaft diameter		
AR-13400NR, AR-13400SR	AR-13400W	Straight

Pointed Grasper Tips, Series I (d)

	WishBone Handle	Shaft
2.75 mm shaft diameter		
VAR-11700NR, VAR-11700SR	VAR-11700W	Straight
AR-11710NR, AR-11710SR	AR-11710W	15° up curved
3.4 mm shaft diameter		
AR-12700NR, AR-12700SR	AR-12700W	Straight
AR-12710NR, AR-12710SR	AR-12700W	15° up curved

Mini Graspers, Series I (e)

	WishBone Handle	Shaft
2.75 mm shaft diameter, straight tip		
VAR-11900NR, VAR-11900SR	VAR-11900W	Straight
AR-11910NR, AR-11910SR	VAR-11910W	15° up curved

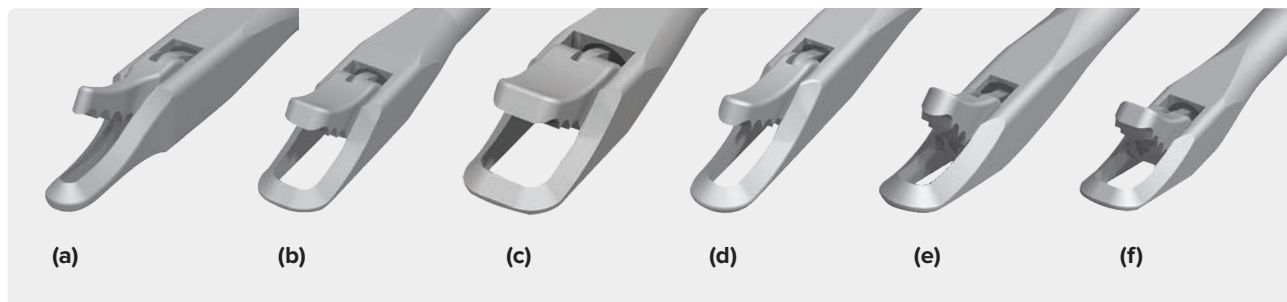
KingFisher® Suture Retriever Tissue Grasper, Series I (f)

	WishBone Handle	Shaft
4.2 mm shaft diameter		
AR-13970NR, AR-13970SR	AR-13970W	Straight

Scorpion™ Needles, Series I

MultiFire FastPass Scorpion	AR-13997MF
MultiFire Scorpion, humpback	VAR-13995
MultiFire Scorpion Needle	AR-13995N

Punches



Slender Punch Tips, Series I (a)

	WishBone™ Instrument	Shaft
2.75 mm shaft diameter		
VAR-11100		Straight
VAR-11110	AR-11110W	15° up curved
VAR-11120	AR-11120W	30° right curved
VAR-11130	AR-11130W	30° left curved
3.4 mm shaft diameter		
AR-12100	AR-12100W	Straight
AR-12110	AR-12110W	15° up curved
AR-12120	AR-12120W	30° right curved
AR-12130	AR-12130W	30° left curved

Medium Punch Tips, Series I (b)

	WishBone Instrument	Shaft
3.4 mm shaft diameter		
AR-12300		Straight
AR-12310	AR-12310W	15° up curved
AR-12320		30° right curved
AR-12330		30° left curved

Medium Punch, 15° Up Tips, Series I (c)

	WishBone Instrument	Shaft
3.4 mm shaft diameter		
AR-12350		Straight
AR-12360	AR-12360W	15° up curved
AR-12370		30° right curved
AR-12380		30° left curved

Standard Punch Tips, Series I (d)

	WishBone Instrument	Shaft
2.75 mm shaft diameter		
VAR-11000	VAR-11000W	Straight
VAR-11010		15° up curved
3.4 mm shaft diameter		
VAR-12000	AR-12000W	Straight
VAR-12010		15° up curved
AR-12020		30° right curved
AR-12030		30° left curved

Standard Punches, 15° Up Curved, Series I (e)

	WishBone Instrument	Shaft
2.75 mm shaft diameter		
AR-11050	AR-11050W	Straight
AR-11060		15° up curved
AR-11070		30° right curved
AR-11080		30° left curved
3.4 mm shaft diameter		
AR-12050	AR-12050W	Straight
AR-12060		15° up curved
AR-12070		30° right curved
AR-12080		30° left curved

Large Punch Tips, Series I (f)

	WishBone Instrument	Shaft
2.75 mm shaft diameter		
VAR-11200	AR-11200W	Straight
AR-11210		15° up curved
AR-11220		30° right curved
AR-11230		30° left curved
3.4 mm shaft diameter		
AR-12200	AR-12200W	Straight
AR-12210		15° up curved
AR-12220		30° right curved
AR-12230	AR-12230W	30° left curved

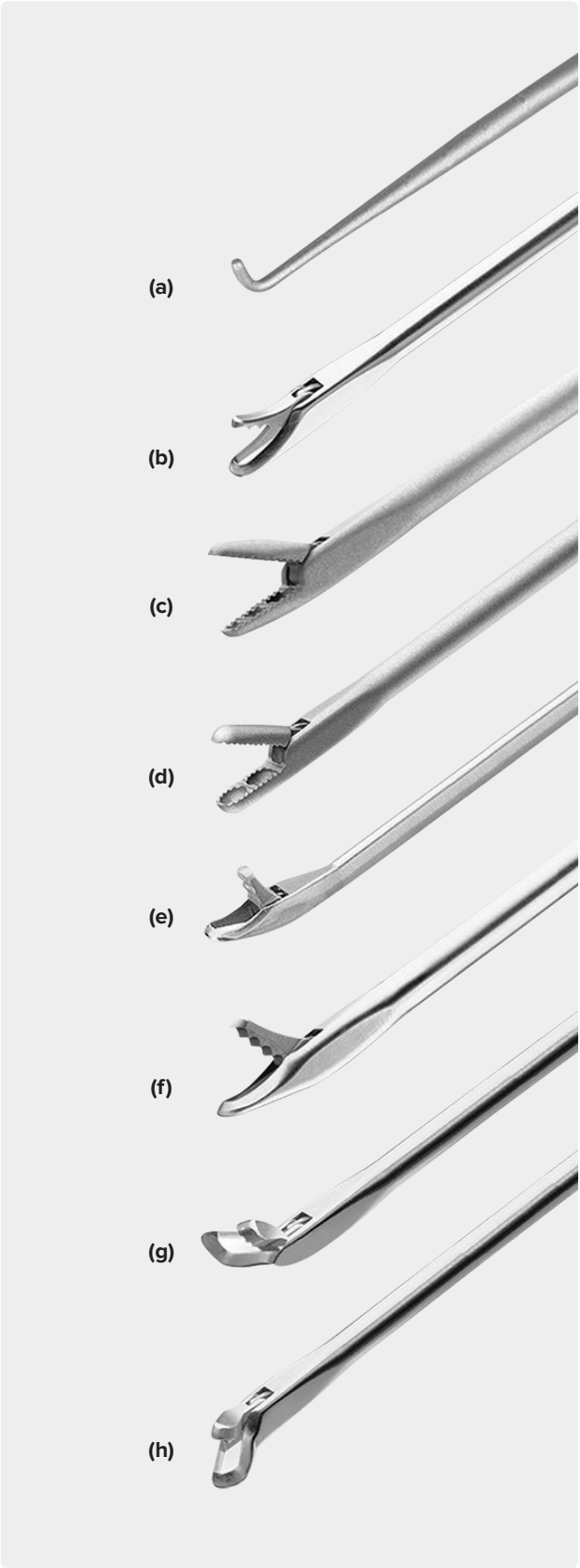
Large Punch, 15° Up Tips, Series I

	WishBone Instrument	Shaft
2.75 mm shaft diameter		
VAR-11250	AR-11250W	Straight
AR-11260	AR-11260W	15° up curved
AR-11270		30° right curved
AR-11280		30° left curved

Bite Size

2.75 mm Shaft	3.4 mm Shaft
Slender – 0.7 mm	Slender – 0.9 mm
Standard – 1.4 mm	Standard – 1.7 mm
N/A	Medium – 2.6 mm
Large – 2.5 mm	Large – 3.4 mm

Small Joint Instruments



- › Complete line of small yet durable instruments
- › Available in a variety of low-profile styles (straight and grasper)
- › Lifetime warranty against manufacturing defects for each series I instrument
- › Shaft length: 65 mm; shaft diameter: 2.75 mm
- › Large elliptical rings for finger and thumb offering more handling comfort
- › Friction-free Teflon bearings for smoother texture




Probe, for small joint, hook (a)	VAR-30000
Punch, standard, straight, 2.75 mm, with FlushPort (b)	AR-30010
Grasper, pointed, straight, 2.75 mm, with FlushPort (c)	AR-30020NR SR
Grasper, blunt, straight, 2.75 mm, with FlushPort (d)	AR-30030NR SR
Punch, standard, 15° up tip, straight, 2.75 mm (e)	AR-30040
Punch, large, 15° up tip, straight, 2.75 mm (f)	AR-30050
Punch, standard, 45° right, straight, 2.75 mm (g)	AR-30100
Punch, standard, 45° left, straight, 2.75 mm (h)	AR-30110
Hand instrument case, 16 slots	AR-2200C

Please add the appropriate ending to the item number when ordering instruments:

AR-xxxxxNR: Nonratcheting handle/nonlocking
 AR-xxxxxSR: Self-ratcheting handle



Arthroscopy Instruments System Case



Canine Arthroscopy System (VAR-3001S)

Canine arthroscopy case (a)	VAR-3001C
Canine cannula and probe tray	VAR-3001C-01
Canine arthroscopy cannula, 2.9 mm × 5 cm	VAR-3002-2.9
Canine arthroscopy cannula, 3.7 mm × 5 cm	VAR-3002-3.7
Canine arthroscopy cannula, 4.3 mm × 5 cm	VAR-3002-4.3
Canine arthroscopy obturator, cannulated	VAR-3003
Canine arthroscopy switching stick, 2.9 mm	VAR-3004-2.9
Canine arthroscopy switching stick, 3.7 mm	VAR-3004-3.7
Canine arthroscopy dilation needle	VAR-3005
Smillie meniscotome, 3 mm	VAR-5003
Probe, graduated, black, 225 mm shaft × 2.5 mm tip	VAR-5007
Probe, 150 mm shaft × 3.4 mm tip	VAR-10010
Punch, slender, straight shaft, straight tip, Ø2.75 mm	VAR-11100
Grasper, pointed, straight shaft, self-releasing handle, Ø2.75 mm	VAR-11700SR
Probe hook, small joint, 71 mm shaft × 3.4 mm tip	VAR-30000
Hand instrument tray (b)	VAR-3001C-02

Optional

Canine arthroscopy cannula, for stifle, outflow	VAR-3006
Canine arthroscopy obturator, for stifle, outflow	VAR-3007
Canine arthroscopy small cup curette	VAR-3008
Canine arthroscopy banana knife	VAR-3009
Banana knife	VAR-5001
Hook knife	VAR-5005
Handle, cannulated, for probes and curettes	VAR-5020
Probe, for small joint, graduated, black, 1.5 mm tip	VAR-5021
Gemini™ switching stick, 2.6 mm × 305 mm	AR-6572S

Canine Cannula System (VAR-3001S-01)


Canine cannula and probe tray (c)	VAR-3001C-01
Canine arthroscopy cannula, 2.9 mm × 5 cm	VAR-3002-2.9
Canine arthroscopy cannula, 3.7 mm × 5 cm	VAR-3002-3.7
Canine arthroscopy cannula, 4.3 mm × 5 cm	VAR-3002-4.3
Canine arthroscopy obturator, cannulated	VAR-3003
Canine arthroscopy switching stick, 2.9 mm	VAR-3004-2.9
Canine arthroscopy switching stick, 3.7 mm	VAR-3004-3.7
Canine arthroscopy dilation needle	VAR-3005

Optional

Smillie meniscotome, 3 mm	VAR-5003
Probe, graduated, black, 225 mm shaft × 2.5 mm tip	VAR-5007
Probe, 150 mm shaft × 3.4 mm tip	VAR-10010
Probe hook, small joint, 71 mm shaft × 3.4 mm tip	VAR-30000

*Gemini is a trademark of Frantz Medical Development Ltd.

Chondral Picks, Curettes, and Osteotomes



The microfracture picks enable easier access to hard-to-reach chondral surface defects. Sharp, durable points enable repeated precision control and the gold-coated tips provide a frame of reference for depth. The extremely durable handles stand up to repeated malleting when used to promote fibrotic response on chondral surfaces. Ring and cup curettes and small joint osteotomes are ideal for bone removal in both open and arthroscopic procedures. The curettes have long shafts to allow for deeper access within the joint, and the osteotomes have ergonomic and durable handles to allow for repeated malleting.

Chondral Pick Set (AR-1760S)		
Chondral pick, 20°	(a)	AR-1761
Chondral pick, 40°	(b)	AR-1762
Chondral pick, 60°	(c)	AR-1763
Chondral pick, 25°, curved tip	(d)	AR-1764
Chondral pick, 35°, curved tip	(e)	AR-1765
Chondral pick instrument case	(i)	AR-1766
Chondral Pick Set (AR-8655SP)		
Chondral pick, straight, 30° tip	(f)	AR-8655-05
Chondral pick, straight, 60° tip	(g)	AR-8655-06
Chondral pick, concave, 90° tip	(h)	AR-8671
Ankle chondral pick case	(j)	AR-8670C

Instruments		
Osteotome, ankle arthroscopy, curved		AR-8655-09
Osteotome, for small joint, angled up		AR-1770
Osteotome, for small joint, straight		AR-8656-21
Osteotome, for small joint, straight, large		AR-1771
Cobb elevator, 9 mm width		AR-8656-50
Curette, for PCL, straight, closed end		AR-5014
Cup curette, curved shaft, 100 mm		AR-8660
Cup curette, large, straight shaft, 100 mm		AR-8661
Cup curette, small, straight shaft, 100 mm		AR-8656-32
Cup curette, small angle, straight shaft, 100 mm		AR-8656-35
Curette, large ring, straight shaft, 100 mm		AR-8663
Curette, small reverse angle ring, straight shaft, 100 mm		AR-8655-04
Curette, angled ring, straight shaft, 100 mm		AR-8655-15
Curette, straight ring, straight shaft, 100 mm		AR-8656-40
Curette, straight ring, small		AR-8656-43
Elevator blade, for OCD, blunt		AR-8656-51
Carving blade, for OCD, sharp		AR-8656-52

PassPort Button™ Cannula

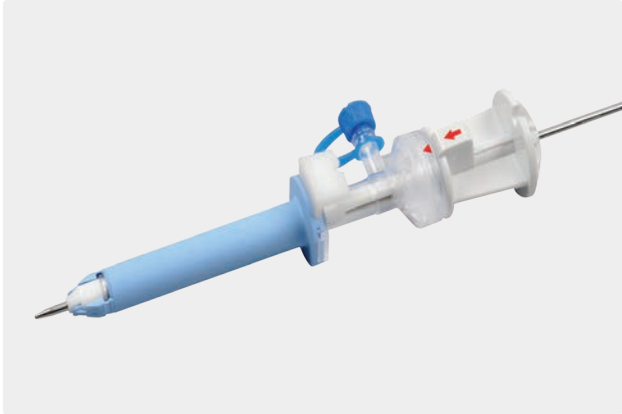


The PassPort Button cannulas help maximize visibility and maneuverability inside and outside of the arthroscopic workspace. The double-dam, 1-piece molded design has low-profile flanges that seat flush to the skin and soft tissue. These flanges create a stable portal that allows instruments to be inserted and removed, without the concern of cannula loss. They are easily introduced by grasping the inside flange with a curved hemostat and inserting into the incision. Each PassPort Button cannula is supplied with a 5 mm spacer to ensure accurate length. They may be used for indications in the shoulder, knee, hip, and elbow.

PassPort Button cannula, 6 mm ID* × 2 cm, qty. 5	AR-6592-06-20
PassPort Button cannula, 6 mm ID × 3 cm, qty. 5	AR-6592-06-30
PassPort Button cannula, 6 mm ID × 4 cm, qty. 5	AR-6592-06-40
PassPort Button cannula, 6 mm ID × 5 cm, qty. 5	AR-6592-06-50
PassPort Button cannula, 5 mm ID × 2 cm, qty. 5	AR-6592-08-20
PassPort Button cannula, 5 mm ID × 3 cm, qty. 5	AR-6592-08-30
PassPort Button cannula, 5 mm ID × 4 cm, qty. 5	AR-6592-08-40
PassPort Button cannula, 5 mm ID × 5 cm, qty. 5	AR-6592-08-50
PassPort Button cannula, 5 mm ID × 6 cm, qty. 5	AR-6592-08-60
PassPort Button cannula, 10 mm ID × 2 cm, qty. 5	AR-6592-10-20
PassPort Button cannula, 10 mm ID × 3 cm, qty. 5	AR-6592-10-30
PassPort Button cannula, 10 mm ID × 4 cm, qty. 5	AR-6592-10-40

*ID = inner diameter

Gemini™ SR8 Cannula



The Gemini SR8** cannula incorporates a clever, deployable wing feature to prevent cannula fallout during insertion and removal of instruments. The low-profile design of the wings will securely hold the cannula in place, even in the tightest working spaces, without taking up space and hampering the surgeon's ability to efficiently complete their work. Additionally, the inner sleeve of the cannula can telescope relative to the outer portion of the cannula, allowing the surgeon a clear, unobstructed channel to the pathology. It is also very useful during knot tying, allowing the surgeon to place the clear telescoping tube down to the knot to prevent soft-tissue entrapment within the suture knot. The included disposable cannulated obturator allows for easy insertion over a 2.6 mm switching stick.

Gemini SR8 cannula	AR-6572
Switching stick, 2.6 mm × 305 mm length (a)	AR-6572S

**Gemini SR8 is a trademark of Frantz Medical Development Ltd.

5 mm Low-Profile Cannula



This 5 mm cannula is the lowest-profile cannula on the market that allows for direct visualization of instruments and suture passing. The proximal portion of the cannula is similar to the Crystal Cannula cannula. Each cannula is supplied with a disposable obturator.

Cannula, low profile, 5 mm × 7 cm, sterile, qty. 5	AR-6548
--	---------

Twist-In™ Cannulas



The translucent Twist-In cannulas allow direct arthroscopic visualization of instruments and suture passing through the cannula. The flexible option easily conforms to large or curved instruments. Each cannula is supplied with a “no-squirt” cap and disposable obturator.

Twist-In cannula, notched	AR-6530N
Twist-In cannula, 8.25 mm × 7 cm, qty. 5	AR-6530
Twist-In cannula, 8.25 mm × 9 cm, qty. 5	AR-6540
Twist-In cannula, 7 mm ID × 7 cm, with “no-squirt” cap, qty. 5	AR-6570
Twist-In cannula, flexible, qty. 5	AR-6570F
Twist-In cannula, 6 mm × 7 cm, qty. 5	AR-6535
Twist-In cannula, 6 mm ID × 9 cm, qty. 5	AR-6545
Cannula, partially threaded, 7 mm ID × 7 cm, qty. 5	AR-6567
Cannula, partially threaded, 8.25 mm × 7 cm, with obturator, qty. 5	AR-6566
Cannula, partially threaded, 8.25 mm × 9 cm, qty. 5	AR-6575-09
Cannula, partially threaded, 8.25 mm × 11 cm, qty. 5	AR-6575-11
Cannula, 5.5 mm ID × 9 cm, with “no-squirt” cap, qty. 5	AR-6532
Cannula, 7 mm ID × 7 cm, qty. 5	AR-6550

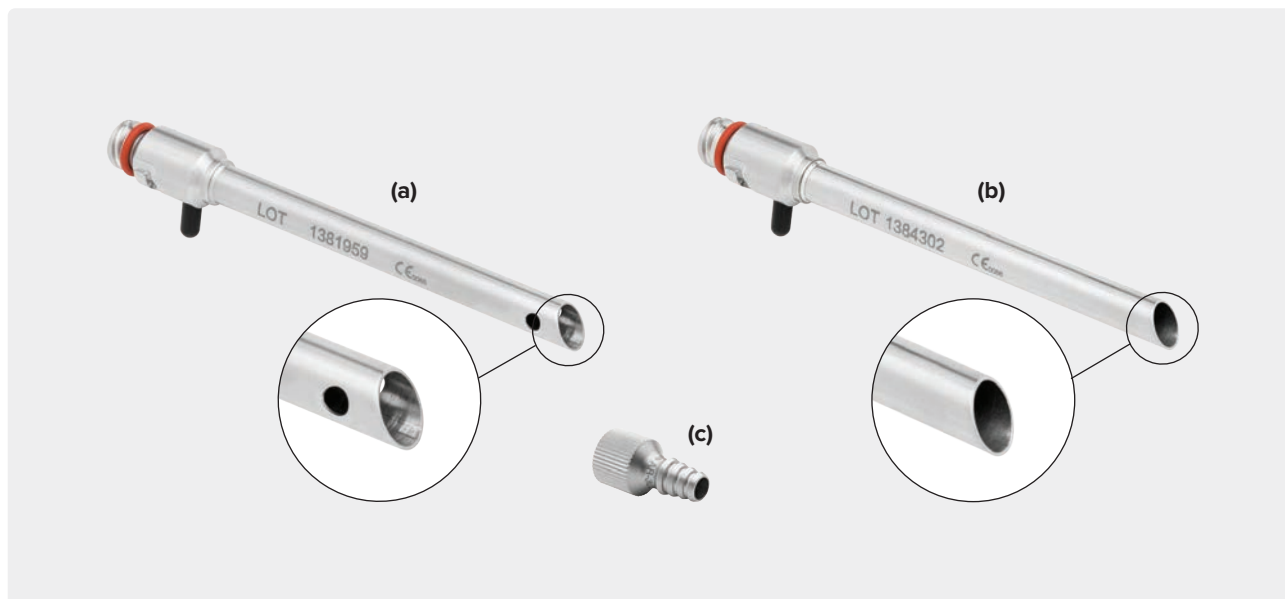
Crystal Cannula® Cannula



The Crystal Cannula cannula offers a unique barrel-shaped retention bowl that pools fluid to eliminate cannula “squirt.” Three atraumatic distal retaining options help to prevent cannula fallout. Instruments and suture passing can be directly visualized through the translucent cannula. The flexible option easily conforms to large or curved instruments. Each cannula is supplied with a disposable obturator.

Crystal Cannula cannula, 5.75 mm × 7 cm	AR-6560
Crystal Cannula cannula, smooth, 5.75 mm × 7 cm, with obturator	AR-6562
Crystal Cannula cannula, partially threaded, 5.75 mm ID* × 7 cm, qty. 5	AR-6564
Crystal Cannula cannula, partially threaded, 5.75 mm × 5 cm, short, with orange obturator, compatible with reusable obturator**	AR-6568

Metal Cannulas



3 mm Cannula Set

Fenestrated* (a) or Nonfenestrated** (b)

Cannula, metal, 3 mm, 2 ea.	AR-3425-3.0
Obturator, blunt, for 3 mm metal cannula	AR-3421-3.0
Obturator, trocar tip, for 3 mm metal cannula	AR-3422-3.0
Inflow cannula adapter (c)	AR-3035

*AR-3400-3.0S

**AR-3410-3.0S

4.5 mm Cannula Set

Fenestrated^Δ or Nonfenestrated[¶]

Cannula, metal, 4.5 mm, 2 ea.	AR-3425-4.5
Obturator, blunt, for 4.5 mm metal cannula	AR-3421-4.5
Obturator, trocar tip, for 4.5 mm metal cannula	AR-3422-4.5
Inflow cannula adapter	AR-3035

^ΔAR-3400-4.5S

[¶]AR-3410-4.5S

4.75 mm Cannula Set

Fenestrated* or Nonfenestrated**

Cannula, metal, 4.75 mm, 2 ea.	AR-3425-4.75
Obturator, blunt, for 4.75 mm metal cannula	AR-3421-4.75
Obturator, trocar tip, for 4.75 mm metal cannula	AR-3422-4.75
Inflow cannula adapter	AR-3035

*AR-3400-4.75S

**AR-3410-4.75S

5 mm Cannula Set

Fenestrated* or Nonfenestrated**

Cannula, metal, 5 mm, 2 ea.	AR-3425-5.0
Obturator, blunt, for 5 mm, metal cannula	AR-3421-5.0
Obturator, trocar tip, for 5 mm, metal cannula	AR-3422-5.0
Inflow cannula adapter	AR-3035

*AR-3400-5.0S

**AR-3410-5.0S

5.5 mm Cannula Set

Fenestrated* or Nonfenestrated**

Cannula, metal, 5.5 mm, 2 ea.	AR-3425-5.5
Obturator, blunt, for 5.5 mm metal cannula	AR-3421-5.5
Obturator, trocar tip, for 5.5 mm metal cannula	AR-3422-5.5
Inflow cannula adapter	AR-3035

*AR-3400-5.5S

**AR-3410-5.5S

6.5 mm Cannula Set


Fenestrated* or Nonfenestrated**

Cannula, metal, 6.5 mm, 2 ea.	AR-3425-6.5
Obturator, blunt, for 6.5 mm metal cannula	AR-3421-6.5
Obturator, trocar tip, for 6.5 mm metal cannula	AR-3422-6.5
Inflow cannula adapter	AR-3035

*AR-3400-6.5S

**AR-3410-6.5S

Metal Cannulas and Sets



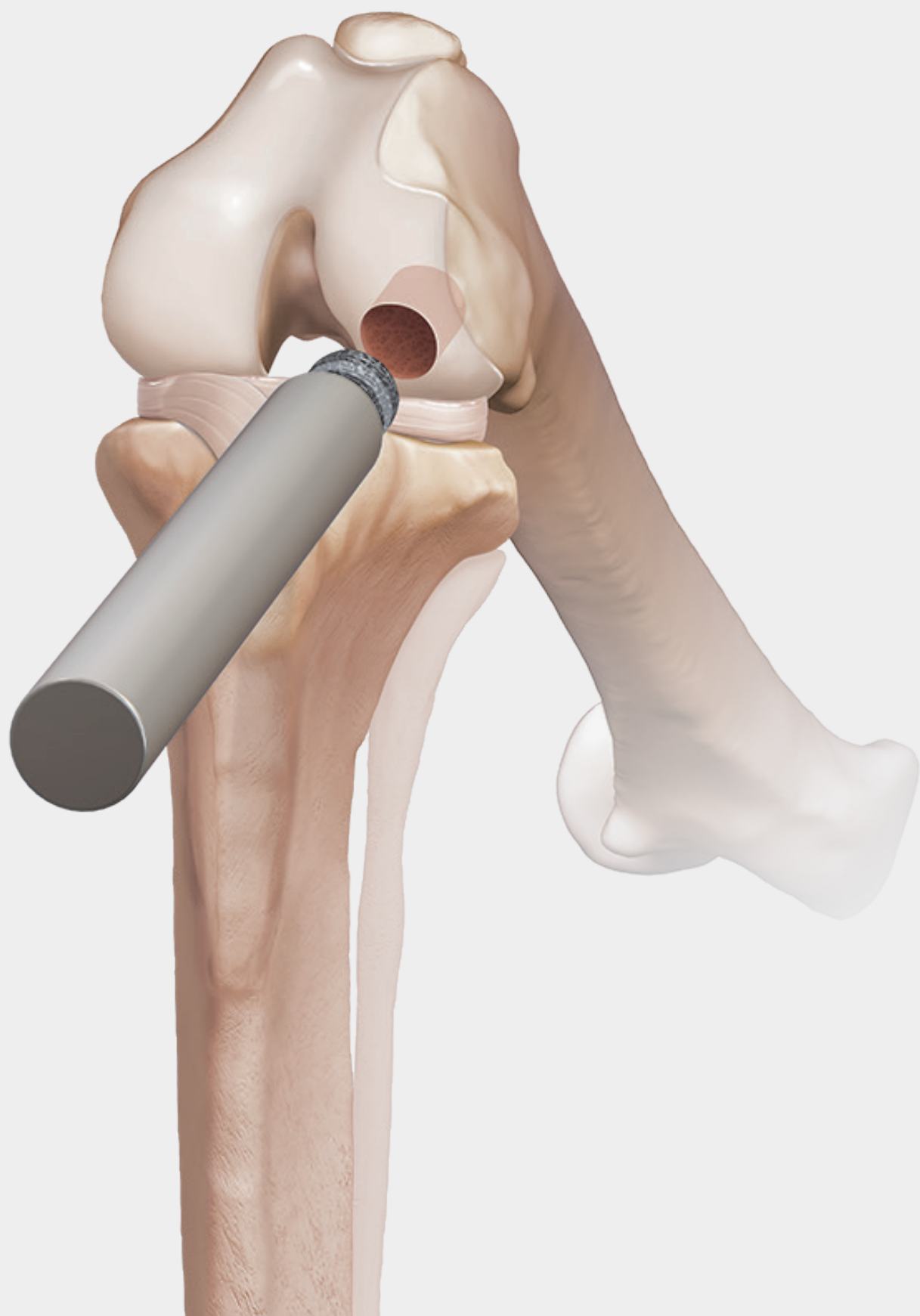
- › Reusable metal cannulas
- › Maintain portals while moving the arthroscope
- › Connect inflow or outflow tubing
- › Fenestrated and nonfenestrated options
- › J-lock–type connector
- › Threaded portion can lock into certain shaver blades
- › Sealed and unsealed versions

Cannulas and Obturators for Sealed Bridges

Cannula, metal, for bridge with dam, 4.5 mm	AR-3415-4.5
Cannula, metal, for bridge with dam, 5 mm	AR-3415-5.0
Cannula, metal, for bridge with dam (a) , 5.5 mm	AR-3415-5.5
Accessory, dam for bridge	AR-3491-05
Obturator, blunt, for bridge with dam, 4.5 mm	AR-3416-4.5
Obturator, blunt, for bridge with dam, 5 mm	AR-3416-5.0
Obturator, blunt, for bridge with dam, 5.5 mm	AR-3416-5.5

Hip Cannulas and Obturators for Quick-Connect Hip Bridges


Cannula, metal, hip, 4.5 mm	AR-3420H-4.5
Cannula, metal, hip, 5 mm	AR-3420H-5.0
Cannula, metal, hip, 5.5 mm	AR-3420H-5.5
Cannula, metal, hip, 6.5 mm	AR-3420H-6.5
Obturator, cannulated, hip, 4.5 mm	AR-3421H-4.5
Obturator, cannulated, hip, 5 mm	AR-3421H-5.0
Obturator, cannulated, hip, 5.5 mm	AR-3421H-5.5
Obturator, cannulated, hip, 6.5 mm	AR-3421H-6.5
Metal cannula, 4.75 mm, fenestrated, Pano™ scope	AR-3515-4.75



Cartilage Repair

172	SynACART® System
173	OATS® 2.0 Set
174	Canine Unicompartmental Elbow (CUE)
175	Bio-Compression Screws

SynACART® System



- > Synthetic osteochondral cartilage plug
- > For osteochondral defects in the elbow, shoulder, fetlock, hock, carpal joint, and stifle
- > Made from biodurable polycarbonate urethane
- > Molded onto a titanium mesh base, allowing for bony ingrowth
- > Quick repair without being dependent on donor cartilage and without donor site morbidity
- > For use in large and small animals

SynACART plug, 8 mm × 8 mm (a)	VAR-2500-08
SynACART plug, 10 mm × 8 mm	VAR-2500-10
SynACART plug, 15 mm × 8 mm	VAR-2500-15
SynACART plug, 20 mm × 8 mm	VAR-2500-20
SynACART instrument case	VAR-2500C
SynACART drill, cannulated, 8 mm (b)	VAR-2502-08DC
SynACART drill, cannulated, 10 mm	VAR-2502-10DC
SynACART drill, cannulated, 15 mm	VAR-2502-15DC
SynACART drill, cannulated, 20 mm	VAR-2502-20DC
SynACART guide, 8 mm (c)	VAR-2503-08
SynACART guide, 10 mm	VAR-2503-10
SynACART guide, 15 mm	VAR-2503-15
SynACART guide, 20 mm	VAR-2503-20
SynACART implant holder, 8 mm	VAR-2504-08
SynACART implant holder, 10 mm	VAR-2504-10
SynACART implant holder, 15 mm	VAR-2504-15
SynACART implant holder, 20 mm	VAR-2504-20

Disposables

Drill tip guide pin, 2.4 mm (required), qty. 6	VAR-1250L
--	-----------

OATS® 2.0 Set




The single-use OATS (Osteochondral Autograft Transfer System) set facilitates harvesting of 6 mm, 8 mm, 10 mm, or 12 mm osteochondral cartilage cylinders from a donor site superior and lateral to the notch or above the sulcus terminalis. A recipient socket, sized to the appropriate depth, is created in the chondral defect to accept the donor graft. The bone cylinder can be visualized through the clear graft delivery tube while it is inserted with the collared pin delivery system for press-fit fixation. The completely disposable, size-specific system includes a recipient reamer, donor harvester, alignment rod, tamp, graft delivery tube, core extruder for controlled push-in core insertion, and optional graft driver. The OATS 2.0 set includes depth-stop features to control the recipient site and donor plug to either 8 mm or 13 mm lengths.

6 mm-12 mm Single-Use OATS® 2.0 Sets

OATS set, 6 mm, single use	ABS-8981-06S
OATS set, 8 mm, single use	ABS-8981-08S
OATS set, 10 mm, single use	ABS-8981-10S
OATS set, 12 mm, single use	ABS-8981-12S

*Products advertised in this brochure/surgical technique guide may not be available in all countries. For information on availability, please contact Arthrex Customer Service or your local Arthrex representative.

Canine Unicompartmental Elbow (CUE)



- › For treatment of MCD for dogs in which arthroscopic treatment and nonsurgical options are no longer successful
- › Provides a less invasive, bone-sparing option for resurfacing the compartment while preserving the dog's own "good" cartilage
- › Reduces pain and lameness caused by the bone-on-bone grinding
- › Titanium mesh base allows bony ingrowth

CUE Instrument Set (VAR-7020S)

CUE humerus template, medium large	VAR-7001-M L
CUE humerus trial, medium large	VAR-7002-M L
CUE humerus implant holder, medium large	VAR-7003-M L
CUE humerus tamp	VAR-7004
CUE humerus drill, medium large	VAR-7011-M L
CUE humerus drill stop, medium large	VAR-7012-M L
CUE ulna trial, medium large	VAR-7006-M L
CUE ulna implant holder, medium large	VAR-7007-M L
CUE ulna drill, medium large	VAR-7014-M L
CUE ulna guide, medium large	VAR-7015-M L
CUE ulna tamp	VAR-7016
CUE instrument set case (a)	VAR-7020C

Accessories

Driver handle, cannulated, with AO connector	VAR-13221AOC
Driver, T15 hexalobe	VAR-8941DH
Drill bit, 2.5 mm	VAR-8943-30
Bone tap, 3.5 mm	AR-8935T
Retractor	AR-13313
Osteotome, 10 mm	AR-13203-10
Osteotome, 12 mm	AR-13203-12


Implants

CUE humerus implant, medium large (b)	VAR-7000-M L
CUE ulna implant, medium large (c)	VAR-7005-M L
Corkscrew® FT II anchor, 5.5 mm × 16 mm, with three #2 FiberWire® sutures, qty. 5	AR-1928SF-3
Screw, low profile, stainless steel, 3.5 mm × 24 mm	VAR-8835-24
Screw, low profile, stainless steel, 3.5 mm × 26 mm	VAR-8835-26
Screw, low profile, stainless steel, 3.5 mm × 28 mm	VAR-8835-28
Screw, low profile, stainless steel, 3.5 mm × 30 mm	VAR-8835-30
Screw, low profile, stainless steel, 3.5 mm × 32 mm	VAR-8835-32
Screw, low profile, stainless steel, 3.5 mm × 34 mm	VAR-8835-34
Screw, low profile, stainless steel, 3.5 mm × 36 mm	VAR-8835-36
Screw, low profile, stainless steel, 3.5 mm × 38 mm	VAR-8835-38
Screw, low profile, stainless steel, 3.5 mm × 40 mm	VAR-8835-40

Disposables

Drill tip guide pin, 2.4 mm (required)	VAR-1250L
Cruciate needle, curved, long, 311 mm, qty. 6	VAR-5000

Bio-Compression Screws



For fracture and osteotomy fixation in periarticular applications, the Bio-Compression screw offers interfragmentary compression and a headless profile to promote healing. Produced from solid enhanced PLLA and designed for excellent thread-to-bone contact, the Bio-Compression screw provides excellent strength during insertion and healing.

3 mm Bio-Compression Screw Instrumentation Set (a)	
Bio-Compression screwdriver, noncannulated, 2.7 mm	AR-5025DB
Handle, small, with AO connection	AR-2001AOT
Bio-Compression screw dilator tap, 20 mm	AR-5025TB
Bio-Compression screwdriver guide, 20 mm	AR-5025G
Bio-Compression screw drill bit, 20 mm	AR-5025TD
Bone-reduction forceps, with teeth	AR-4160FT
Depth device, cannulated	AR-5025DG
Bio-Compression screw instrumentation case	AR-5025C
Bio-Compression dilator taps, cannulated, 16 mm-26 mm Sizes (mm): 16, 18, 20, 22, 24, 26	AR-5025TBC-16 to -26
Bio-Compression screw drill bits, cannulated, 16 mm-26 mm Sizes (mm): 16, 18, 20, 22, 24, 26	AR-5025TDC-16 to -26
Driver handle, with cannulated, AO connection	AR-13221AOC
Depth device, cannulated	AR-5025DG
Depth device, cannulated, C-ring	AR-5026G
Bone reduction forceps, with teeth	AR-4160FT

Implants

Implants for 3 mm Bio-Compression Screws	
Bio-Compression screws, 3 mm × 16-26 mm Sizes (mm):16, 18, 20, 22, 24, 26	AR-5025B-16 to -26

Disposables

Guidewire, trocar tip, 1.1 mm, 200 mm long, qty. 6	AR-5025K
--	----------



Biologics

178	Autologous Blood Products
178	Autologous Conditioned Plasma (ACP)
179	ACP Max™ Syringe System
180	IRAP ProEAS™ System
181	Angel® System
182	JumpStart® Dressing
183	JumpStart® Antimicrobial Impact

Autologous Blood Products

Autologous Conditioned Plasma (ACP)



The Arthrex ACP® double-syringe system is used to facilitate the safe and rapid preparation of autologous platelet-rich plasma (PRP) from a small sample of blood at the patient's point of care. The PRP can be mixed with autograft and allograft bone prior to application to an orthopedic surgical site as deemed necessary by the clinical use requirements. There has been increased interest in autologous blood products for use in a number of orthopedic therapies.

- Growth factors are known to induce a healing process and work synergistically in a variety of tissue types¹⁻³
- ACP has been used to boost pain relief as well as enhance healing of tendon and ligament injuries and osteoarthritis⁴⁻⁶

Major Effects of Growth Factors

- Proliferation and differentiation of various cell types (eg, osteoblasts and chondrocytes)⁷
- Matrix production enhancement (eg, collagen and proteoglycan production)
- Angiogenesis and chemotaxis stimulation

Features and Benefits

- Unique 2-in-1 system for the preparation of ACP
- ACP preparation with the Arthrex ACP double-syringe system can be performed within minutes
- Entirely closed system for ACP preparation in both clinical and sterile OR settings
- Easy, convenient, and safe handling
- Prevention of increased white blood cell (WBC) concentration with the Arthrex ACP double syringe and the prescribed spin regimen⁸⁻¹⁰

Arthrex ACP double syringe, with cap, qty. 5 (a)	VABS-10014
Hettich Rotofix 32A centrifuge, 220 V, w/o rotor (c)	1206-34
Swing-out rotor, Hettich Rotofix 32A*	1324
Screw cap, for Hettich bucket	1492-2
Bucket, for Hettich Rotofix 32A (b)	1493-2
Counterbalance	VABS-10027
Swing-out rotor, with buckets	VAR-1261

*Must be ordered together with 1206-34

References

1. Arthrex, Inc. Data on file (APT-3258). Naples, FL; 2018.
2. Borzini P, Mazzucco L. Tissue regeneration and in loco administration of platelet derivatives: clinical outcome, heterogeneous products, and heterogeneity of the effector mechanisms. *Transfusion*. 2005;45(11):1759-1767. doi: 10.1111/j.1537-2995.2005.00600.x
3. Edwards DR, Murphy G, Reynolds JJ, Whitham SE, Docherty AJ, Angel P, Heath JK. Transforming growth factor beta modulates the expression of collagenase and metalloproteinase inhibitor. *EMBO J*. 1987;6(7):1899-1904.
4. Lynch SE, Nixon JC, Colvin RB, Antoniades HN. Role of platelet-derived growth factor in wound healing: synergistic effects with other growth factors. *Proc Natl Acad Sci USA*. 1987;84(21):7696-7700. doi: 10.1073/pnas.84.21.7696
5. Arthrex, Inc. LA0810C. Naples, FL; 2010.
6. Arthrex, Inc. LA1-0809-EN_C. Naples, FL; 2016.
7. Arthrex, Inc. LA1-0805-EN_E. Naples, FL; 2018.
8. Graziani F, Ivanovski S, Cei S, Ducci F, Tonetti M, Gabriele M. The in vitro effect of different PRP concentrations on osteoblasts and fibroblasts. *Clin Oral Implants Res*. 2006;17(2):212-219. doi:10.1111/j.1600-0501.2005.01203.x
9. Sundman EA, Cole BJ, Fortier LA. Growth factor and catabolic cytokine concentrations are influenced by the cellular composition of platelet-rich plasma. *Am J Sports Med*. 2011;39(10):2135-40. doi: 10.1177/0363546511417792
10. Kisiday JD, McIlwraith CW, Rodkey WG, Frisbie DD, Steadman JR. Effects of platelet-rich plasma composition on anabolic and catabolic activities in equine cartilage and meniscal explants. *Cartilage*. 2012;3(3):245-254. doi: 10.1177/1947603511433181

ACP Max™ Syringe System



The ACP Max system is a buffy coat-based system that requires 2 easy spin regimens to maximize the concentration of platelets while maintaining a leukocyte-poor final product. The ACP Max system is a closed system to reduce the risk of complications.

- The ACP Max system for ACP allows for rapid and efficient concentration of platelets and growth factors from autologous blood for use at the treatment site
- As the entire preparation process takes place in a closed system, this unique device offers convenient, safe handling
- It is more affordable, easier to use, and has a faster processing time than other conventional PRP devices¹
- WBCs, specifically neutrophils (which can be detrimental to the healing process due to the release of degradative proteins and reactive oxygen species), are not concentrated within the ACP Max system^{2,3}
- The ACP Max system can process 30 mL, 60 mL, or 90 mL of whole blood
- An average platelet increase of 6.4× baseline levels from 90 mL of whole blood has been demonstrated along with reductions in WBCs (80%), neutrophils (90%), and red blood cells (RBCs) (99.9%)⁴

ACP Max PRP set (without ACD-A) (a)	VABS-10013
ACP Max PRP System (with ACD-A)	VABS-10015
ACP Max counterbalance	VABS-10017
Counterweight, for centrifugation of ACP double syringe, 15 mL (VET)	VABS-10027
Hettich Rotofix 32A centrifuge, without rotor (b)	1206-34
Bucket, for Hettich Rotofix 32A (VET)	1493-2
Screw cap, for Hettich bucket	1492-2
Horizon 24 Flex-AV, full kit (c)	00389-129-001k
Swing-out rotor*, for four 100 mL buckets	1324
Hettich ACP Max bucket	1490

*Must be ordered together with 1206-34

References

1. Arthrex, Inc. Data on file (APT 2470). Naples, FL; 2014.
2. Scott A, Khan KM, Roberts CR, Cook JL, Duronio V. What do we mean by the term "inflammation"? A contemporary basic science update for sports medicine. *Br J Sports Med.* 2004;38(3):372-380. doi:10.1136/ bjsm.2004.011312
3. Jiang N, Tan NS, Ho B, Ding JL. Respiratory protein-generated reactive oxygen species as an antimicrobial strategy. *Nat Immunol.* 2007;8(10):1114-1122. doi:10.1038/ni1501
4. Arthrex, Inc. Data on file (APT5519). Naples, FL; 2022

IRAP ProEAS™ System



Defects in articular cartilage can induce osteoarthritis by causing molecular changes in the synovial fluid. One of the major inducers of osteoarthritis is the general inflammatory protein cytokine interleukin-1 (IL-1). IL-1 plays a key role in accelerating tissue deterioration and the repair mechanisms. In a healthy joint, concentrations of IL-1 and the IL-1 receptor antagonist (IL-1Ra) are balanced. In cases of osteoarthritis, there is not enough IL-1Ra to block the destructive effects of the increased IL-1. This results in inflammation, joint pain, and finally, cartilage degeneration.

- › In the IRAP ProEAS system, monocytes bind to the glass beads.
- › Cells are stimulated to produce regenerative and anti-inflammatory proteins without adding drugs; this process takes place over an incubation period of 16 to 22 hours.

Features and Benefits

- › Optimal clotting
- › More serum
- › Fits into ACP swing-out rotor (Hettich and Horizon)
- › High concentration of IRAP

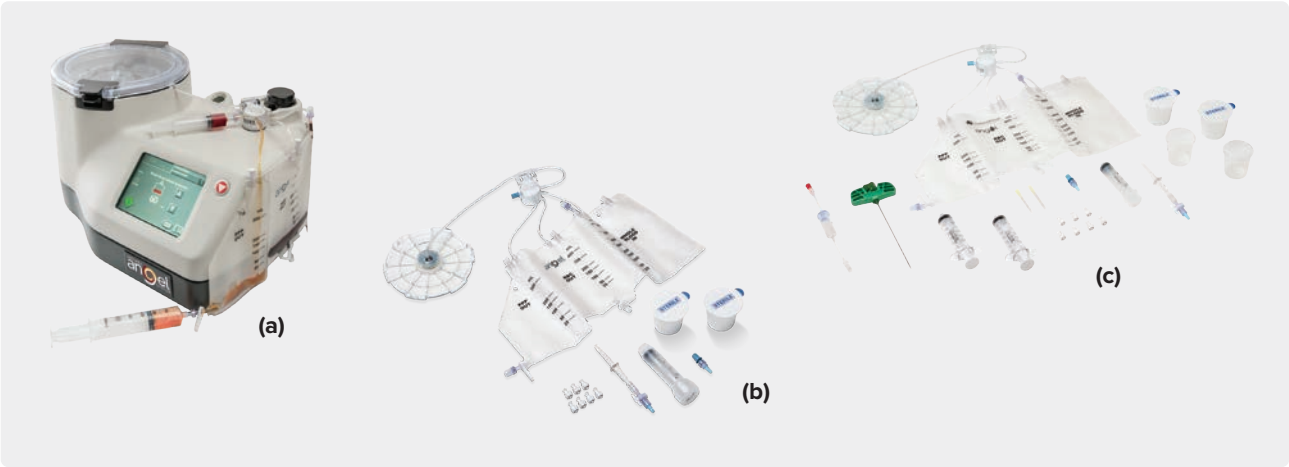
IRAP ProEAS System (VAR-1025)

Butterfly needle, qty. 1	
Syringe, 60 mL, qty. 1	
Syringe, 30 mL, qty. 1	
Aspirating needle, qty. 1	
Female-to-female Luer connector, qty. 1	
Filter, 33 mm (0.22 µm), qty. 6	
Syringes, 6 mL, qty. 6	
Luer lock caps, qty. 7	

Additional Products

IRAP ProEAS counterbalance	VAR-1026
Hettich Rotofix 32A centrifuge	1206-34
Swing-out rotor, Hettich Rotofix 32A	1324
Screw cap, for Hettich bucket	1492-2
Bucket, for Hettich Rotofix 32A	1493-2
Incubator for IRAP	VAR-1002
Thermometer, for IRAP ProEAS incubator	VAR-1002-T
ACP cart (a)	ABS-10100

Angel® System



The Angel system’s technology sets it apart from the competition. This system uses a proprietary platelet sensor and one-button automation to prepare customized platelet-rich plasma (PRP) formulations. The Angel system is the only PRP device that can deliver platelet concentrations of up to 18× baseline levels, with adjustable leukocyte concentrations.

Features and Benefits

- › Proprietary platelet sensor system
- › Adjustable platelet concentrations
- › Adjustable WBC concentrations
- › Flexible processing volume of 40 mL to 180 mL
- › Ability to process 3 cycles (up to 180 mL) on the same patient with each kit
- › Programmable: can store up to 30 custom processing protocols
- › Closed system; delivers PRP, platelet-poor plasma (PPP), and RBCs into separate, sterile compartments

Precision Separation:

Advantages of 3-Sensor Technology (3ST)

- › No syringe switching
- › No manual steps to prepare PRP
- › Delivers PRP, PPP, and RBCs into separate, sterile compartments
- › Ability to modulate platelet, leukocyte, and RBC content
- › Consistent PRP output


High-specificity 3ST light sensor technology and automated valve actuation are the foundation of the Angel system, leading to high yields of PRP and PPP from whole blood.

3-Sensor Technology

The Angel system incorporates 3 sensors to accurately separate blood components using cell-specific wavelengths of light to increase cellular yields. Absorption of the 470 nm light wavelength detects platelets and leukocytes, absorption of the 940 nm wavelength detects erythrocytes, and absorption of the 1300 nm wavelength corrects for ambient light and the presence of air bubbles.

Angel system (a)	VAR-10066
Angel concentrated PRP (cPRP) processing set (b)	ABS-10064
Angel PRP kit, with blood draw accessories	ABS-10071
Angel bone marrow kit (c)	ABS-10072
Angel system, with aspiration kit	ABS-10062

JumpStart® Dressing



JumpStart dressings are provided on an ultrathin, lightweight, polyester substrate and contain laser-cut fenestration to allow easy passage of wound exudate into the absorbent layer or a secondary dressing. The flexible design easily contours to the body. JumpStart dressings may be applied directly over sutures, staples, Steri-Strips™*, and liquid skin adhesives. The dot matrix pattern of silver and zinc microcell batteries embedded on the dressing generate microcurrents in the presence of a conductive medium, such as sterile saline, water, hydrogel, or wound exudate.

Features and Benefits

- › Ergonomic shape conforms easily to body contours for patient comfort
- › Multiple sizes available to fit surgical and wound sites
- › Can be cut to fit under secondary dressings
- › Reduces risk of infection
 - › Effective, sustained broad-spectrum antimicrobial efficacy for up to 7 days¹
 - › Prevents bacterial growth²
 - › Electricidal antimicrobial efficacy versus silver alone³
- › Advanced MicroCurrent Technology**
 - › Generates physiologic levels of microcurrent (2 µA-10 µA) that are known to be necessary for healing⁴
 - › Flexible and portable with no need for external power source

JumpStart Dressings

Dressing Size (in)	Qty/Box	Item Number
1 × 1, fenestrated	10	ABS-4001
1.5 × 8	10	ABS-4005
1.5 × 10	10	ABS-4006
2 × 2	10	ABS-4002
2 × 5	10	ABS-4025
3 × 3	10	ABS-4003
4 × 4	10	ABS-4004
8 × 8	1	ABS-4008
12 × 12	1	ABS-4012

Energel® Wound Hydrogel

Product Description	Qty/Box	Item Number
Energel wound hyrdogel, sterile	10	AGL-L075-10

References

1. Harding AC, Gil J, Valdes J, Solis M, Davis SC. Efficacy of a bio-electric dressing in healing deep, partial-thickness wounds using a porcine model. *Ostomy Wound Manage.* 2012;58(9):50-55.v
2. Banerjee J, Das Ghatak P, Roy S, et al. Silver-zinc redox-coupled electroceutical wound dressing disrupts bacterial biofilm. *PLoS One.* 2015;10(3):e0119531. doi:10.1371/journal.pone.0119531
3. Nuccitelli R. A role for endogenous electric fields in wound healing. *Curr Top Dev Biol.* 2003;58:1-26. doi:10.1016/s0070-2153(03)58001-2
4. Zhao M. Electrical fields in wound healing-an overriding signal that directs cell migration. *Semin Cell Dev Biol.* 2009;20(6):674-682. doi:10.1016/j.semdb.2008.12.009

*Steri-Strip is a trademark of 3M. Advanced MicroCurrent Technology is a registered trademark of Vomaris Wound Care, Inc.

JumpStart® Antimicrobial Impact

Pathogens	Antimicrobial Impact
Acinetobacter baumannii	✓
Acinetobacter calcoaceticus	✓
Aspergillus niger	✓
Candida albicans	✓
Corynebacterium amycolatum	✓
Corynebacterium xerosis	✓
Cutibacterium acnes	✓
Enterobacter aerogenes	✓
Enterobacter cloacae	✓
Enterococcus faecalis	✓
Escherichia coli	✓
Klebsiella pneumoniae	✓
Pseudomonas aeruginosa	✓
Serratia marcescens	✓
Staphylococcus aureus	✓
Staphylococcus epidermidis	✓
Staphylococcus simulans	✓
Streptococcus pneumoniae	✓
Trichophyton rubrum	✓

Biofilm-Producing Bacteria	Antibiofilm Impact
Acinetobacter baumannii	✓
Corynebacterium amycolatum	✓
Enterobacter aerogenes	✓
Enterococcus faecalis	✓
Escherichia coli	✓
Klebsiella pneumoniae	✓
Pseudomonas aeruginosa	✓
Staphylococcus aureus	✓
Staphylococcus epidermidis	✓
Serratia marcescens	✓

Antibiotic-Resistant Bacteria	Bactericidal Impact
Klebsiella pneumoniae (ESBL)	✓
Pseudomonas aeruginosa (MDR) Staphylococcus aureus (MRSA)	✓
Vancomycin-resistant Enterococcus raffinosus (VRE 510)	✓
Vancomycin intermediate Staphylococcus aureus (NRS1, NRS12, NRS73, NRS116)	✓
Vancomycin-resistant Staphylococcus aureus (VRS1, VRS9, VRS11b)	✓

Learn more about JumpStart dressings with V. Dox™* technology at www.Arthrex.com or contact your Arthrex Technology Consultant.

*V.Dox is a registered trademark of Vomarix Wound Care, Inc.

This description of technique is provided as an educational tool and clinical aid to assist properly licensed medical professionals in the usage of specific Arthrex products. As part of this professional usage, the medical professional must use their professional judgment in making any final determinations in product usage and technique. In doing so, the medical professional should rely on their own training and experience and should conduct a thorough review of pertinent medical literature and the product's directions for use. Postoperative management is patient-specific and dependent on the treating professional's assessment. Individual results will vary and not all patients will experience the same postoperative activity level or outcomes.



Arthrex manufacturer, authorized
representative, and importer
information (Arthrex eIFUs)



US patent
information

